

FAOSTAT Trade Crops and livestock products

The printable version is no longer supported and may have rendering errors. Please update your browser bookmarks and please use the default browser print function instead.



Contents

Summary

Tables In IFs

Data Pulling Instructions

VARIABLE EXAMPLE: SeriesAgMeatImportValueFAOTrade

Data Notes

Item Scheme:

Summary

FAOSTAT gives users access to food and agriculture data for over 245 countries and territories. Additionally, it covers all FAO regional groupings from 1961 to the most recent year available. Users are able to select different indicators from a variety of different domain groupings including Production, Investment, and Trade.

Tables In IFs

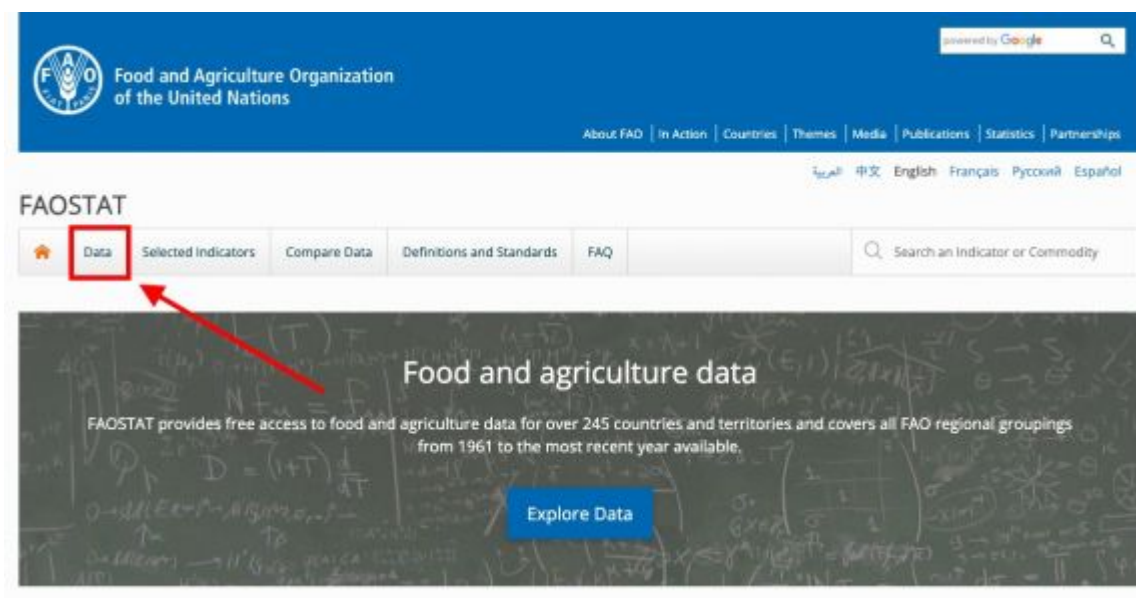
Variable	Definition	Ext. Definition	Unit	Source	Original Source	Preprocessor	Preprocessor Name
AgCropExportQuantityFAOTrade	Quantity of Crops Exported (Tonnes) from FAO Trade Domain	Quantity of crops exported (Tonnes) from FAO Trade Domain, collapsed to match FAO FBS categories in IFs	Tonnes	FAOSTAT, Trade Domain	https://www.fao.org/faostat/en/#data 1		AGRICULTURE
AgCropExportValue%GDPFAOTrade	Value of Crops exported as a percent of GDP from FAO Trade Domain	value of crops exported (1000\$ US) from FAO Trade Domain, as a percent of GDP at current \$ from WDI, collapsed to match FAO FBS in IFs	Percent	FAOSTAT, Trade Domain	https://www.fao.org/faostat/en/#data 1		AGRICULTURE
AgCropImportQuantityFAOTrade	Quantity of Crops Imported (Tonnes) from FAO Trade Domain	Quantity of crops imported (Tonnes) from FAO Trade Domain, collapsed to match FAO FBS in IFs	Tonnes	FAOSTAT, Trade Domain	https://www.fao.org/faostat/en/#data 1		AGRICULTURE
AgCropImportValue%GDPFAOTrade	Value of Crops Imported as a percent of GDP from FAO Trade Domain	value of crops imported (1000\$ US) from FAO Trade Domain, as a percent of GDP at current \$ from WDI, collapsed to match FAO FBS in IFs	Percent	FAOSTAT, Trade Domain	https://www.fao.org/faostat/en/#data 1		AGRICULTURE
AgMeatExportQuantityFAOTrade	Quantity of meat exported (Tonnes) from FAO Trade Domain	Quantity of meat exported (Tonnes) from FAO Trade Domain, collapsed to match FAO FBS in IFs	Tonnes	FAOSTAT, Trade Domain	https://www.fao.org/faostat/en/#data 1		AGRICULTURE
AgMeatExportValue%GDPFAOTrade	Value of meat exported as a percent of GDP from FAO Trade Domain	Value of meat exported (1000\$ US) from FAO Trade Domain, as a percent of GDP at current \$ from WDI, collapsed to match FAO FBS in IFs	Percent	FAOSTAT, Trade Domain	https://www.fao.org/faostat/en/#data 1		AGRICULTURE
AgMeatImportQuantityFAOTrade	Quantity of Meat Imported (Tonnes) from FAO Trade Domain	Quantity of meat imported (Tonnes) from FAO Trade Domain, collapsed to match FAO FBS in IFs	Tonnes	FAOSTAT, Trade Domain	https://www.fao.org/faostat/en/#data 1		AGRICULTURE
AgMeatImportValue%GDPFAOTrade	Value of Meat Imported as a percent of GDP from FAO Trade Domain	Value of meat imported (1000\$ US) from FAO Trade Domain, as a percent of GDP at current \$ from WDI, collapsed to match FAO FBS in IFs	Percent	FAOSTAT, Trade Domain	https://www.fao.org/faostat/en/#data 1		AGRICULTURE

To pull data, please follow the instructions below.

Data Pulling Instructions

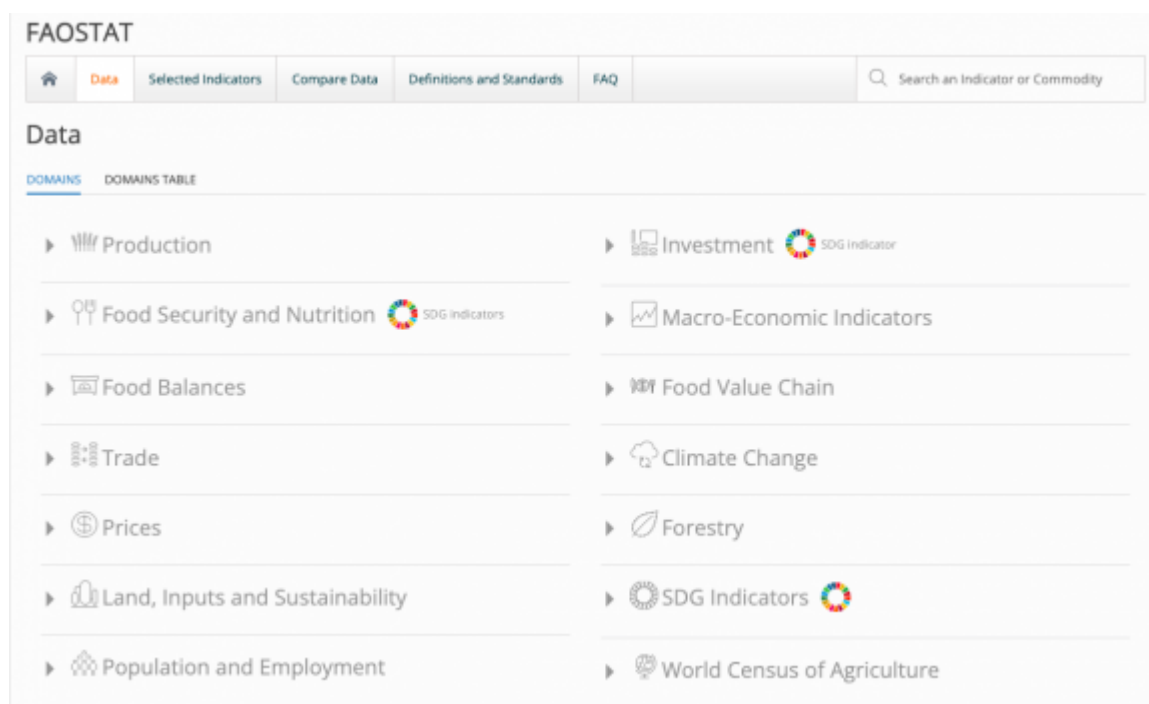
Step 1.) Navigate to the homepage of FAOSTAT

Step 2.) Near the top of the page, click on the tab labeled "**Data**"



FAOSTAT Homepage

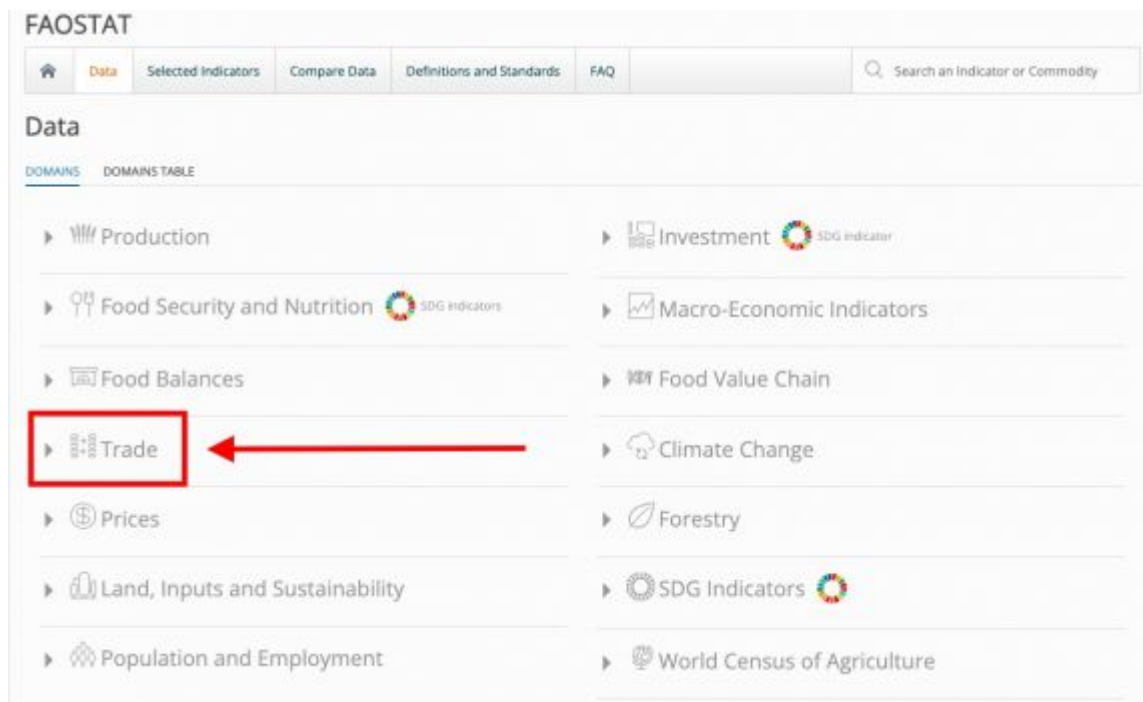
Step 3.) A page will pop up with a number of different domains, click on the one your series is in



List of Domains

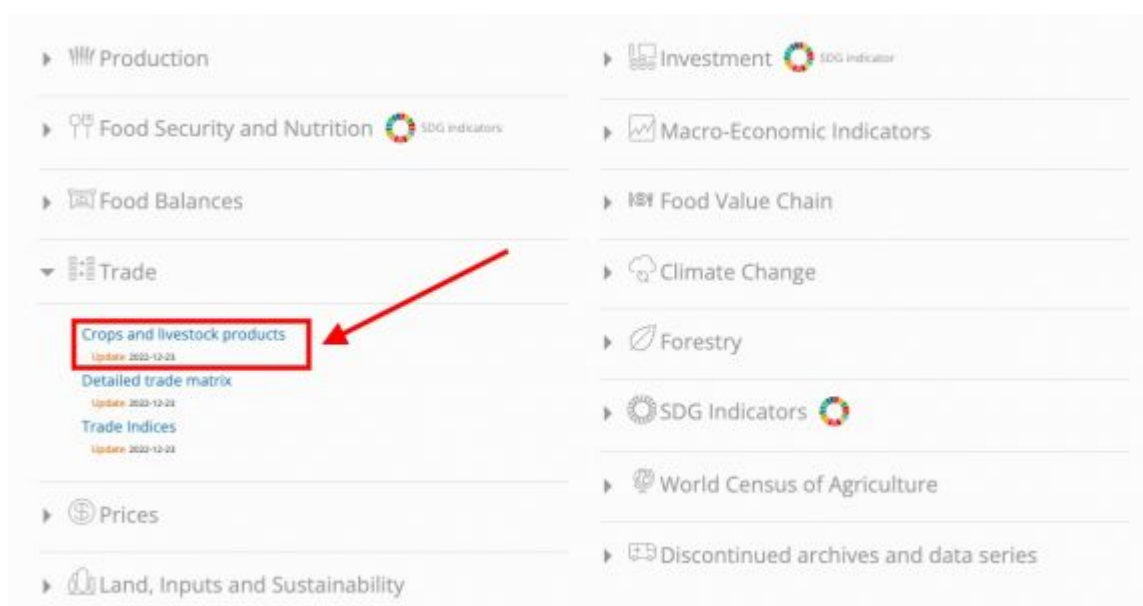
VARIABLE EXAMPLE: SeriesAgMeatImportValueFAOTrade

Step 4.) SeriesAgMeatImportValueFAOTrade in IFs is under the "**Trade**" category, select this to bring down a menu



Select the Domain

Step 5.) Click on "**Crops and livestock products**", a new page will appear



Select the Database in Domain

Step 6.) Under "Countries" on the right hand side, select "**Select All**"

Crops and livestock products

[DOWNLOAD DATA](#)
[VISUALIZE DATA](#)
[METADATA](#)

[COUNTRIES](#)
[REGIONS](#)
[SPECIAL GROUPS](#)
[EXC](#)

M49

Filter results e.g. afghanistan

☐ Afghanistan
☐ Albania
☐ Algeria
☐ Angola
☐ Antigua and Barbuda
☐ Argentina

Select All

Clear All

[ITEMS](#)
[ITEMS AGGREGATED](#)

CPC

Filter results e.g. abaca, manila hemp, raw

☐ Crops and livestock products > (List)
☐ Live Animals > (List)

Select All

Clear All

[ELEMENTS](#)

Filter results e.g. import quantity

☐ Import Quantity
☐ Import Value
☐ Export Quantity
☐ Export Value

Select All

Clear All

[YEARS](#)

Filter results e.g. 2021

☐ 2021
☐ 2020
☐ 2019
☐ 2018
☐ 2017
☐ 2016

Select All

Clear All

Select (All) Countries

Step 7.) Under "Years" on the left hand side, select "**Select All**"

☒ Antigua and Barbuda
☒ Argentina

Select All

Clear All

Afghanistan × Albania × Algeria × Angola ×

Antigua and Barbuda × Argentina × Armenia ×

Australia × Austria × Azerbaijan × Bahamas ×

Bahrain × Bangladesh × Barbados × Belarus ×

[ITEMS](#)
[ITEMS AGGREGATED](#)

CPC

Filter results e.g. abaca, manila hemp, raw

☐ Crops and livestock products > (List)
☐ Live Animals > (List)

Select All

Clear All

[YEARS](#)

Filter results e.g. 2021

☐ 2021
☐ 2020
☐ 2019
☐ 2018
☐ 2017
☐ 2016

Select All

Clear All

Select (All) Years

Step 8.) Under "Elements" on the right hand side, select "**Import Value**"

The screenshot shows the 'Crops and livestock products' interface. On the left, the 'COUNTRIES' tab is active, displaying a list of countries with checkboxes. Below the list are 'Select All' and 'Clear All' buttons. On the right, the 'ELEMENTS' section is visible. It has a search bar and a list of elements: 'Import Quantity', 'Import Value', 'Export Quantity', and 'Export Value'. The 'Import Value' option is selected and highlighted with a red box. A red arrow points to this box. Below the list are 'Select All' and 'Clear All' buttons.

Select the Element

Step 9.) On the bottom left side, next to the tab "Items", select "**Items Aggregated**"

The screenshot shows the 'ITEMS' and 'YEARS' sections. In the 'ITEMS' section, the 'ITEMS AGGREGATED' tab is selected and highlighted with a red box. A red arrow points to this box. Below the tabs are search bars and lists of items. In the 'YEARS' section, a list of years from 2021 down to 2016 is shown, with 2021 selected. Below the list are 'Select All' and 'Clear All' buttons. At the bottom, there is a grid of years from 1961 to 1984, each with a 'x' button to remove it.

Click Items Aggregated

Step 10.) Next to the section "Crops and livestock products > (List)", click on the > button to bring down a list of different variables

ITEMS

ITEMS AGGREGATED

CPC

Filter results e.g. abaca, manila hemp, raw

> ☐ Crops and livestock products > (List)

> ☐ Live Animals > (List)

☐ Agricultural Products + (Total)

☐ Food Excluding Fish + (Total)

☐ Food Excluding Fish > (List)

☐ Total Merchandise Trade

Select All

Clear All

YEARS

Filter results e.g. 2021

☒ 2021

☒ 2020

☒ 2019

☒ 2018

☒ 2017

☒ 2016

Select All

Clear All

1961 × 1962 × 1963 × 1964 × 1965 × 1966 ×

1967 × 1968 × 1969 × 1970 × 1971 × 1972 ×

1973 × 1974 × 1975 × 1976 × 1977 × 1978 ×

1979 × 1980 × 1981 × 1982 × 1983 × 1984 ×

Click the Dropdown arrow

Step 11.) Scroll down and select "**Meat and Meat Preparations + (Total)**"

ITEMS

ITEMS AGGREGATED

CPC

Filter results e.g. abaca, manila hemp, raw

☐ -- Vegetable Oil and Fat + (Total)

☐ -- Vegetable Oil and Fat > (List)

☒ - Meat and Meat Preparations + (Total)

☐ - Meat and Meat Preparations > (List)

☐ -- Bovine Meat + (Total)

☐ -- Bovine Meat > (List)

Select All

Clear All

YEARS

Filter results e.g. 2021

☒ 2021

☒ 2020

☒ 2019

☒ 2018

☒ 2017

☒ 2016

Select All

Clear All

1961 × 1962 × 1963 × 1964 × 1965 × 1966 ×

1967 × 1968 × 1969 × 1970 × 1971 × 1972 ×

1973 × 1974 × 1975 × 1976 × 1977 × 1978 ×

1979 × 1980 × 1981 × 1982 × 1983 × 1984 ×

Select the Variable

Step 12.) Scroll down and select "**Download Data**"

ITEMS

ITEMS AGGREGATED

CPC

Filter results e.g. abaca, manila hemp, raw

☐ -- Vegetable Oil and Fat + (Total)
☐ -- Vegetable Oil and Fat > (List)
☒ - Meat and Meat Preparations + (Total)
☐ - Meat and Meat Preparations > (List)
☐ -- Bovine Meat + (Total)
☐ -- Bovine Meat > (List)

Select All

Clear All

- Meat and Meat Preparations + (Total) x

YEARS

Filter results e.g. 2021

☒ 2007
☒ 2006
☒ 2005
☒ 2004
☒ 2003
☒ 2002
☒ 2001

Select All

Clear All

1961 x 1962 x 1963 x 1964 x 1965 x 1966 x

1967 x 1968 x 1969 x 1970 x 1971 x 1972 x

1973 x 1974 x 1975 x 1976 x 1977 x 1978 x

1979 x 1980 x 1981 x 1982 x 1983 x 1984 x

Output Type

File Type

Thousand Separator in 'Show Data'

Output Formatting Options

☒ Table
☐ Pivot

☒ CSV
☐ XLS

☒ None
☐ Comma
☐ Period

☒ Flags
☒ Notes
☒ Codes
☒ Units
☐ Null Values

Search

Show Data

Download Data

Click "Download"

Step 13.) An Excel sheet will download. Now you can format the data to upload it into IFs. To import data into IFs, please follow the instructions found in the Importing Data (general instructions) page.

Domain Code	Domain	Area Code (N Area)	Element Code Element	Item Code (C Item)	Year Code	Year	Unit	Value	Flag	Flag Description
TCL	Crops and liv	4 Afghanistan	5622 Import Value F1885	Meat and Mi	1961	1961	1000 US\$	0	A	Official figure
TCL	Crops and liv	4 Afghanistan	5622 Import Value F1885	Meat and Mi	1962	1962	1000 US\$	0	A	Official figure
TCL	Crops and liv	4 Afghanistan	5622 Import Value F1885	Meat and Mi	1963	1963	1000 US\$	0	A	Official figure
TCL	Crops and liv	4 Afghanistan	5622 Import Value F1885	Meat and Mi	1964	1964	1000 US\$	0	A	Official figure
TCL	Crops and liv	4 Afghanistan	5622 Import Value F1885	Meat and Mi	1965	1965	1000 US\$	0	A	Official figure
TCL	Crops and liv	4 Afghanistan	5622 Import Value F1885	Meat and Mi	1966	1966	1000 US\$	0	A	Official figure
TCL	Crops and liv	4 Afghanistan	5622 Import Value F1885	Meat and Mi	1967	1967	1000 US\$	0	A	Official figure
TCL	Crops and liv	4 Afghanistan	5622 Import Value F1885	Meat and Mi	1968	1968	1000 US\$	0	A	Official figure
TCL	Crops and liv	4 Afghanistan	5622 Import Value F1885	Meat and Mi	1969	1969	1000 US\$	0	A	Official figure
TCL	Crops and liv	4 Afghanistan	5622 Import Value F1885	Meat and Mi	1970	1970	1000 US\$	0	A	Official figure
TCL	Crops and liv	4 Afghanistan	5622 Import Value F1885	Meat and Mi	1971	1971	1000 US\$	0	A	Official figure
TCL	Crops and liv	4 Afghanistan	5622 Import Value F1885	Meat and Mi	1972	1972	1000 US\$	0	A	Official figure
TCL	Crops and liv	4 Afghanistan	5622 Import Value F1885	Meat and Mi	1973	1973	1000 US\$	0	A	Official figure
TCL	Crops and liv	4 Afghanistan	5622 Import Value F1885	Meat and Mi	1974	1974	1000 US\$	0	A	Official figure
TCL	Crops and liv	4 Afghanistan	5622 Import Value F1885	Meat and Mi	1975	1975	1000 US\$	0	A	Official figure
TCL	Crops and liv	4 Afghanistan	5622 Import Value F1885	Meat and Mi	1976	1976	1000 US\$	0	A	Official figure
TCL	Crops and liv	4 Afghanistan	5622 Import Value F1885	Meat and Mi	1977	1977	1000 US\$	0	A	Official figure
TCL	Crops and liv	4 Afghanistan	5622 Import Value F1885	Meat and Mi	1978	1978	1000 US\$	0	A	Official figure
TCL	Crops and liv	4 Afghanistan	5622 Import Value F1885	Meat and Mi	1979	1979	1000 US\$	0	A	Official figure
TCL	Crops and liv	4 Afghanistan	5622 Import Value F1885	Meat and Mi	1980	1980	1000 US\$	0	A	Official figure
TCL	Crops and liv	4 Afghanistan	5622 Import Value F1885	Meat and Mi	1981	1981	1000 US\$	0	A	Official figure
TCL	Crops and liv	4 Afghanistan	5622 Import Value F1885	Meat and Mi	1982	1982	1000 US\$	0	A	Official figure
TCL	Crops and liv	4 Afghanistan	5622 Import Value F1885	Meat and Mi	1983	1983	1000 US\$	0	A	Official figure
TCL	Crops and liv	4 Afghanistan	5622 Import Value F1885	Meat and Mi	1984	1984	1000 US\$	427	A	Official figure
TCL	Crops and liv	4 Afghanistan	5622 Import Value F1885	Meat and Mi	1985	1985	1000 US\$	408	A	Official figure
TCL	Crops and liv	4 Afghanistan	5622 Import Value F1885	Meat and Mi	1986	1986	1000 US\$	1037	A	Official figure
TCL	Crops and liv	4 Afghanistan	5622 Import Value F1885	Meat and Mi	1987	1987	1000 US\$	2000	A	Official figure
TCL	Crops and liv	4 Afghanistan	5622 Import Value F1885	Meat and Mi	1988	1988	1000 US\$	800	A	Official figure
TCL	Crops and liv	4 Afghanistan	5622 Import Value F1885	Meat and Mi	1989	1989	1000 US\$	1234	A	Official figure

Data Notes

For Crop and Livestock data, we are currently only looking at items with CPC codes that have "F" in front of them. TCL is the label given to trade data domain in FAOSTAT.

The following states are included in FAOSTAT countries, but we do not have them in IFs Countries. You will need to copy and paste the data from the below dissolved states into their new states (The general rule about merging data between current states and their former dissolved states is whichever state that inherited the capital city has the right to claim data from its former dissolved state):

- China, mainland --> China
- Czechoslovakia --> Czech Republic
- Ethiopia PDR --> Ethiopia
- USSR --> Russian Federation
- Yugoslav SFR --> Serbia
- Serbia and Montenegro --> Serbia
- Sudan (former) --> Sudan

The following table is how we have aggregated FAO TCL data (what is classified as Crops, what is classified as Meat). Using Item Code_lv3 is the easiest way to differentiate the codes (this is Item Code (CPC) in FAO).

If you would like to use a script, one for the aggregation is attached here.

Item Scheme:

Item Code_lv1	Item_lv1	Item Code_lv2	Item_lv2	Item Code_lv3	Item_lv3	IFs Group Notes
1847	Non-food	1845	Non-edible Crude Materials	F1972	Flowers	Crops
1847	Non-food	1845	Non-edible Crude Materials	F1900	Natural Rubber	Crops
1847	Non-food	1845	Non-edible Crude Materials	F1901	Textile Fibres	Crops
1847	Non-food	1845	Non-edible Crude Materials	F1902	Crude Materials nes	Crops This consists of Bees; Crude organic material n.e.c.; Hop cones; Leather used & waste. In terms of trade values, this is basically Crude organic material n.e.c., which is live plants, cut flowers, and animal semen.
1847	Non-food	1892	Fodder and Feeding Stuff	F1892	Fodder and Feeding Stuff	Crops
1847	Non-food	1846	Non-edible Fats and Oils	F1846	Non-edible Fats and Oils	Crops This can be produced with either animal or vegetable oil. Since the production/trade of oil & fat from vegetable is much higher than animal, we categorize this as crops.
1847	Non-food	1896	Tobacco	F1896	Tobacco	Crops
1982	Food Excluding Fish	1844	Fats and Oils (excluding Butter)	F1788	Vegetable Oil and Fat	Crops
1982	Food Excluding Fish	1848	Other food	F1899	Oilseeds	Crops
1982	Food Excluding Fish	1848	Other food	F1849	Other food nes	Crops Chocolate products nes, green coffee, cocoa beans, tea leaves, etc.
1982	Food Excluding Fish	1888	Cereals and Preparations	F1944	Cereals	Crops
1982	Food Excluding Fish	1888	Cereals and Preparations	F1941	Cereal preparations total	Crops
1982	Food Excluding Fish	1889	Fruit and Vegetables	F1802	Fruit	Crops
1982	Food Excluding Fish	1889	Fruit and Vegetables	F1734	Vegetables	Crops
1982	Food Excluding Fish	1889	Fruit and Vegetables	F1954	Pulses	Crops
1982	Food Excluding Fish	1889	Fruit and Vegetables	F1719	Roots and Tubers	Crops
1982	Food Excluding Fish	1889	Fruit and Vegetables	F1773	Nuts	Crops
1982	Food Excluding Fish	1889	Fruit and Vegetables	F1723	Sugar Crops Primary	Crops
1982	Food Excluding Fish	1895	Beverages	F1907	Alcoholic Beverages	Crops
1982	Food Excluding Fish	1895	Beverages	F1908	Non-alcoholic Beverages	Crops
1982	Food Excluding Fish	1890	Sugar and Honey	F1890	Sugar and Honey	Crops Refined cane or beet sugar, in solid form, containing added flavouring or colouring matter; maple sugar and maple syrup; Other sugar crops n.e.c.; Raw cane or beet sugar (centrifugal only); Cane sugar, non-centrifugal; Refined sugar; Molasses; Other fructose and syrup; Sugar and syrups n.e.c.; Sugar confectionery; Glucose and dextrose; Lactose; Isoglucose; Honey and Lactose are small comparing to Raw cane or beet sugar & Refined sugar & Sugar confectionery.
1847	Non-food	1845	Non-edible Crude Materials	F1898	Hides and skins	Meat
1982	Food Excluding Fish	1844	Fats and Oils (excluding Butter)	F1975	Animal Fats and Oils (excl. Butter)	Meat
1982	Food Excluding Fish	1885	Meat and Meat Preparations	F2071	Bovine Meat	Meat
1982	Food Excluding Fish	1885	Meat and Meat Preparations	F2074	Poultry Meat	Meat
1982	Food Excluding Fish	1885	Meat and Meat Preparations	F2073	Pigmeat (meat equivalent)	Meat
1982	Food Excluding Fish	1885	Meat and Meat Preparations	F2076	Other Meat	Meat
1982	Food Excluding Fish	1886	Dairy Products and Eggs	F1887	Dairy Products	Meat
1982	Food Excluding Fish	1886	Dairy Products and Eggs	F1782	Eggs	Meat

Retrieved from
["https://pardeewiki.du.edu//index.php?title=FAOSTAT_Trade_Crops_and_livestock_products&oldid=12738"](https://pardeewiki.du.edu//index.php?title=FAOSTAT_Trade_Crops_and_livestock_products&oldid=12738)