

FAOstat Food and Agriculture Organization of the United Nations

The printable version is no longer supported and may have rendering errors. Please update your browser bookmarks and please use the default browser print function instead.



Contents

SUMMARY

Series pulled from the FAOSTAT Trade

GENERAL STEPS TO PULL DATA FROM FAOSTAT

VARIABLE EXAMPLE: SeriesAgMeatImportValueFAOTrade

ADDITIONAL INFORMATION

SUMMARY

FAOSTAT gives users access to food and agriculture data for over 245 countries and territories. Additionally, it covers all FAO regional groupings from 1961 to the most recent year available. Users are able to select different indicators from a variety of different domain groupings including Production, Investment, and Trade.

Series pulled from the FAOSTAT Trade

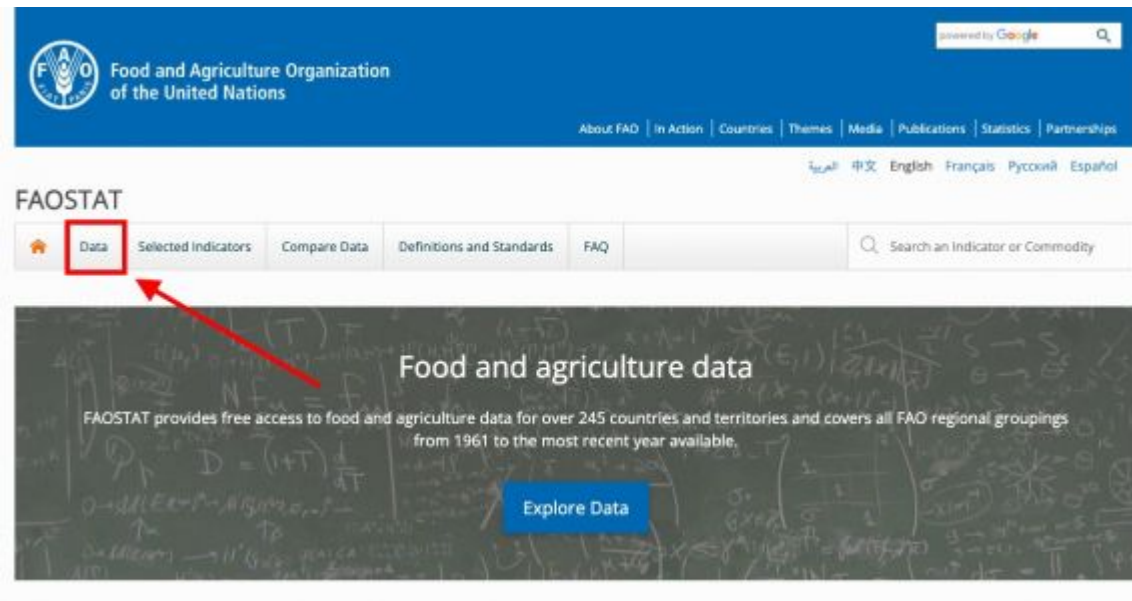
Variable	Definition
AgCropExportQuantityFAOTrade	Quantity of Crops exported (Tonnes) from FAO Trade Domain
AgCropImportQuantityFAOTrade	Quantity of Crops Imported (Tonnes) from FAO Trade Domain
AgMeatExportQuantityFAOTrade	Quantity of meat exported (Tonnes) from FAO Trade Domain
AgMeatImportQuantityFAOTrade	Quantity of Meat Imported (Tonnes) from FAO Trade Domain
AgCropExportValue%GDPFAOTrade	Value of crops exported (1000\$ US) from FAO Trade Domain, as a percent of GDP at current \$ from WDI, collapsed to match FAO FBS in IFs
AgCropImportValue%GDPFAOTrade	Value of crops imported (1000\$ US) from FAO Trade Domain, as a percent of GDP at current \$ from WDI, collapsed to match FAO FBS in IFs
AgMeatExportValue%GDPFAOTrade	Value of meat exported (1000\$ US) from FAO Trade Domain, as a percent of GDP at current \$ from WDI, collapsed to match FAO FBS in IFs
AgMeatImportValue%GDPFAOTrade	Value of meat imported (1000\$ US) from FAO Trade Domain, as a percent of GDP at current \$ from WDI, collapsed to match FAO FBS in IFs

To pull data, please follow the instructions below.

GENERAL STEPS TO PULL DATA FROM FAOSTAT

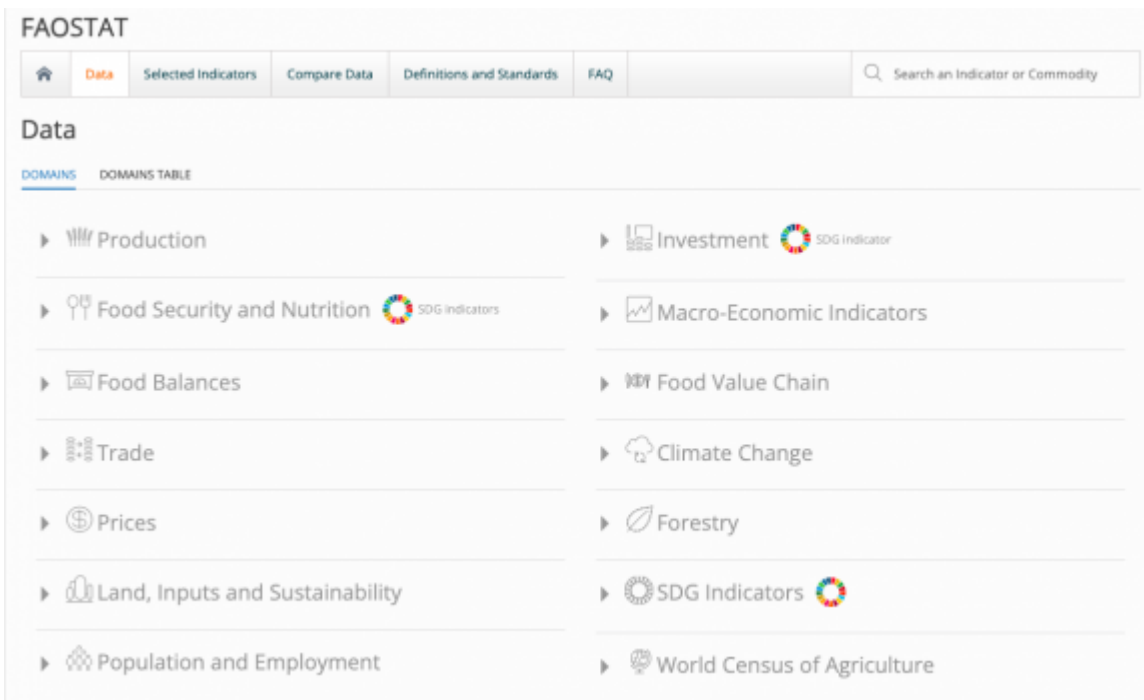
Step 1.) Navigate to the homepage of FAOSTAT

Step 2.) Near the top of the page, click on the tab labeled "**Data**"



FAOSTAT Homepage

Step 3.) A page will pop up with a number of different domains, click on the one your series is in

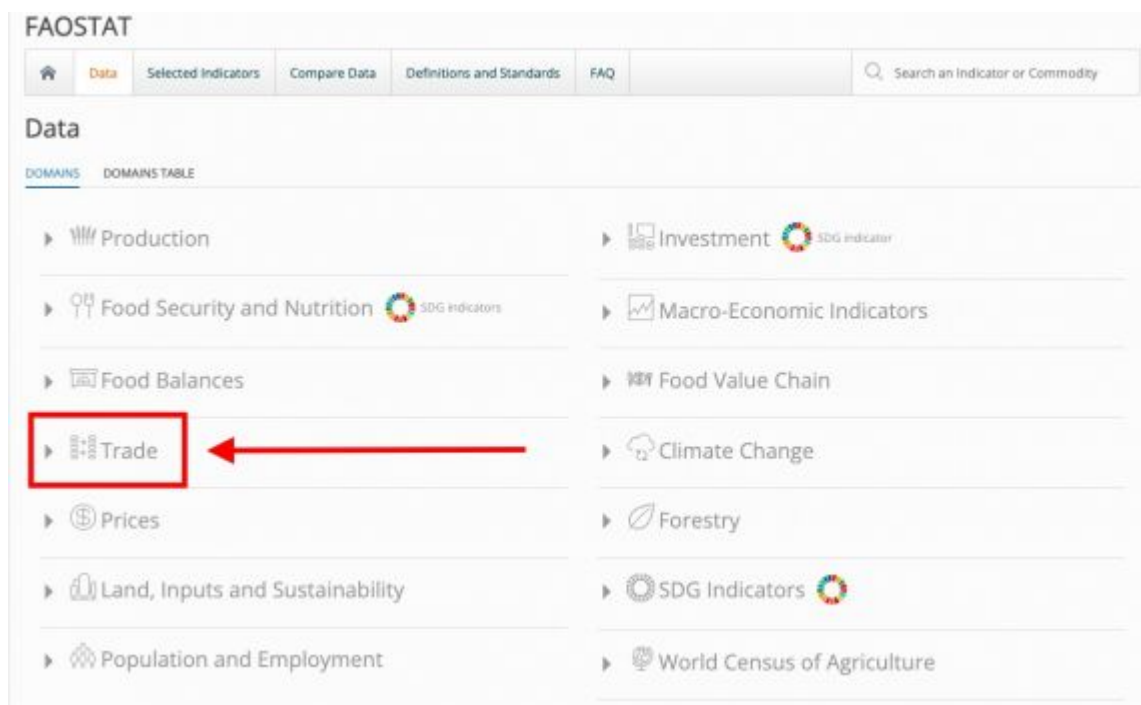


List of Domains

VARIABLE EXAMPLE: **SeriesAgMeatImportValueFAOTrade**

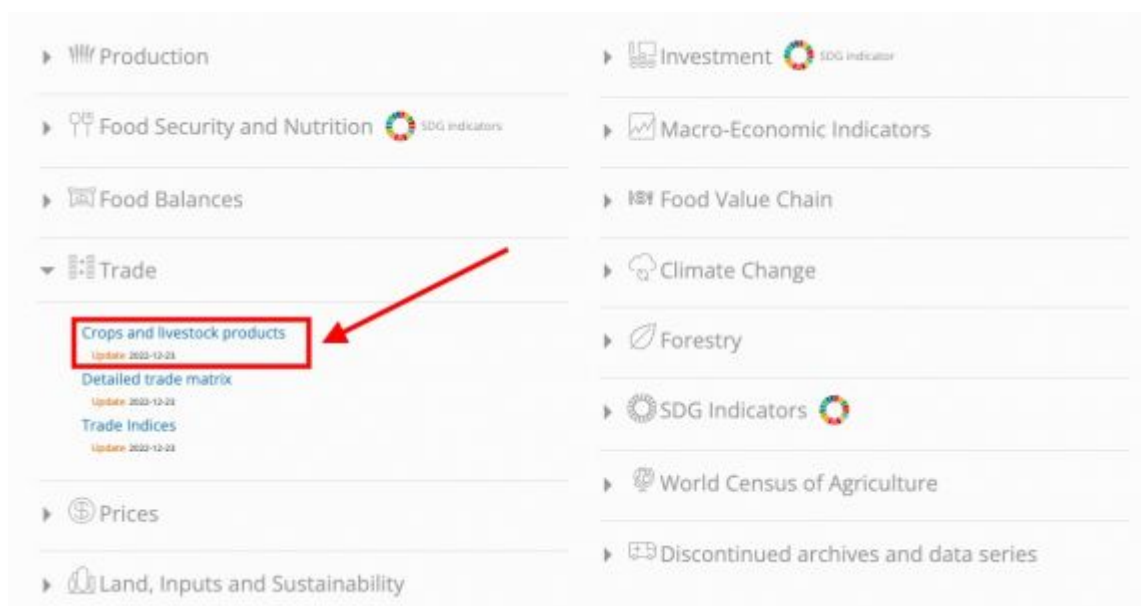
Step 4.) SeriesAgMeatImportValueFAOTrade in IFs is under the "**Trade**" category, select

this to bring down a menu



Select the Domain

Step 5.) Click on "**Crops and livestock products**", a new page will appear



Select the Database in Domain

Step 6.) Under "Countries" on the right hand side, select "**Select All**"

Crops and livestock products

DOWNLOAD DATA VISUALIZE DATA METADATA

< COUNTRIES REGIONS SPECIAL GROUPS EXC | M49 ▾

Filter results e.g. afghanistan

- ☐ Afghanistan
- ☐ Albania
- ☐ Algeria
- ☐ Angola
- ☐ Antigua and Barbuda
- ☐ Argentina

Select All Clear All

ELEMENTS

Filter results e.g. import quantity

- ☐ Import Quantity
- ☐ Import Value
- ☐ Export Quantity
- ☐ Export Value

Select All Clear All

ITEMS ITEMS AGGREGATED CPC ▾

Filter results e.g. abaca, manila hemp, raw

- > ☐ Crops and livestock products > (List)
- > ☐ Live Animals > (List)

Select All Clear All

YEARS

Filter results e.g. 2021

- ☐ 2021
- ☐ 2020
- ☐ 2019
- ☐ 2018
- ☐ 2017
- ☐ 2016

Select All Clear All

Select (All) Countries

Step 7.) Under "Years" on the left hand side, select "**Select All**"

Antigua and Barbuda

Argentina

Select All Clear All

Afghanistan × Albania × Algeria × Angola ×

Antigua and Barbuda × Argentina × Armenia ×

Australia × Austria × Azerbaijan × Bahamas ×

Bahrain × Bangladesh × Barbados × Belarus ×

ITEMS ITEMS AGGREGATED CPC ▾

Filter results e.g. abaca, manila hemp, raw

- > ☐ Crops and livestock products > (List)
- > ☐ Live Animals > (List)

Select All Clear All

YEARS

Filter results e.g. 2021

- ☐ 2021
- ☐ 2020
- ☐ 2019
- ☐ 2018
- ☐ 2017
- ☐ 2016

Select All Clear All

Select (All) Years

Step 8.) Under "Elements" on the right hand side, select "**Import Value**"

The screenshot shows the 'Crops and livestock products' interface. On the left, the 'COUNTRIES' tab is active, displaying a list of countries with checkboxes. Below the list are 'Select All' and 'Clear All' buttons. On the right, the 'ELEMENTS' section is visible. It has a search bar and a list of elements: 'Import Quantity', 'Import Value', 'Export Quantity', and 'Export Value'. The 'Import Value' option is selected and highlighted with a red box. A red arrow points to this box. Below the list are 'Select All' and 'Clear All' buttons.

Select the Element

Step 9.) On the bottom left side, next to the tab "Items", select "**Items Aggregated**"

The screenshot shows the 'ITEMS' and 'YEARS' sections. In the 'ITEMS' section, the 'ITEMS AGGREGATED' tab is selected and highlighted with a red box. A red arrow points to this box. Below the tabs is a search bar and a list of items: 'Crops and livestock products > (List)' and 'Live Animals > (List)'. Below the list are 'Select All' and 'Clear All' buttons. In the 'YEARS' section, there is a search bar and a list of years from 2021 down to 2016, all of which are selected. Below the list are 'Select All' and 'Clear All' buttons. At the bottom, there is a grid of years from 1961 to 1984, each with a checkbox.

Click Items Aggregated

Step 10.) Next to the section "Crops and livestock products > (List)", click on the > button to bring down a list of different variables

ITEMS

ITEMS AGGREGATED

CPC

Filter results e.g. abaca, manila hemp, raw

> ☐ Crops and livestock products > (List)

> ☐ Live Animals > (List)

☐ Agricultural Products + (Total)

☐ Food Excluding Fish + (Total)

☐ Food Excluding Fish > (List)

☐ Total Merchandise Trade

Select All

Clear All

YEARS

Filter results e.g. 2021

☒ 2021

☒ 2020

☒ 2019

☒ 2018

☒ 2017

☒ 2016

Select All

Clear All

1961 × 1962 × 1963 × 1964 × 1965 × 1966 ×

1967 × 1968 × 1969 × 1970 × 1971 × 1972 ×

1973 × 1974 × 1975 × 1976 × 1977 × 1978 ×

1979 × 1980 × 1981 × 1982 × 1983 × 1984 ×

Click the Dropdown arrow

Step 11.) Scroll down and select "**Meat and Meat Preparations + (Total)**"

ITEMS

ITEMS AGGREGATED

CPC

Filter results e.g. abaca, manila hemp, raw

☐ -- Vegetable Oil and Fat + (Total)

☐ -- Vegetable Oil and Fat > (List)

☒ - Meat and Meat Preparations + (Total)

☐ - Meat and Meat Preparations > (List)

☐ -- Bovine Meat + (Total)

☐ -- Bovine Meat > (List)

Select All

Clear All

YEARS

Filter results e.g. 2021

☒ 2021

☒ 2020

☒ 2019

☒ 2018

☒ 2017

☒ 2016

Select All

Clear All

1961 × 1962 × 1963 × 1964 × 1965 × 1966 ×

1967 × 1968 × 1969 × 1970 × 1971 × 1972 ×

1973 × 1974 × 1975 × 1976 × 1977 × 1978 ×

1979 × 1980 × 1981 × 1982 × 1983 × 1984 ×

Select the Variable

Step 12.) Scroll down and select "**Download Data**"

ITEMS ITEMS AGGREGATED

Filter results e.g. abaca, manila hemp, raw

☐ -- Vegetable Oil and Fat + (Total)
 ☐ -- Vegetable Oil and Fat > (List)
 ☒ - Meat and Meat Preparations + (Total)
 ☐ - Meat and Meat Preparations > (List)
 ☐ -- Bovine Meat + (Total)
 ☐ -- Bovine Meat > (List)

Select All

Clear All

- Meat and Meat Preparations + (Total) x

YEARS

Filter results e.g. 2021

☒ 2007
 ☒ 2006
 ☒ 2005
 ☒ 2004
 ☒ 2003
 ☒ 2002
 ☐ 2001

Select All

Clear All

1961 x 1962 x 1963 x 1964 x 1965 x 1966 x

1967 x 1968 x 1969 x 1970 x 1971 x 1972 x

1973 x 1974 x 1975 x 1976 x 1977 x 1978 x

1979 x 1980 x 1981 x 1982 x 1983 x 1984 x

Output Type

☒ Table
 ☐ Pivot

File Type

☒ CSV
 ☐ XLS

Thousand Separator in 'Show Data'

☒ None
 ☐ Comma
 ☐ Period

Output Formatting Options

☒ Flags
 ☒ Notes
 ☒ Codes
 ☒ Units
 ☐ Null Values

Search

Show Data

Download Data

Click "Download"

Step 13.) An Excel sheet will download. Now you can format the data to upload it into IFs. To import data into IFs, please follow the instructions found in the Importing Data (general instructions) page.

Domain Code	Domain	Area Code (N Area)	Element Code Element	Item Code (C Item)	Year Code	Year	Unit	Value	Flag	Flag Description
TCL	Crops and liv	4 Afghanistan	5622 Import Value F1885	Meat and Mi	1961	1961	1000 US\$	0	A	Official figure
TCL	Crops and liv	4 Afghanistan	5622 Import Value F1885	Meat and Mi	1962	1962	1000 US\$	0	A	Official figure
TCL	Crops and liv	4 Afghanistan	5622 Import Value F1885	Meat and Mi	1963	1963	1000 US\$	0	A	Official figure
TCL	Crops and liv	4 Afghanistan	5622 Import Value F1885	Meat and Mi	1964	1964	1000 US\$	0	A	Official figure
TCL	Crops and liv	4 Afghanistan	5622 Import Value F1885	Meat and Mi	1965	1965	1000 US\$	0	A	Official figure
TCL	Crops and liv	4 Afghanistan	5622 Import Value F1885	Meat and Mi	1966	1966	1000 US\$	0	A	Official figure
TCL	Crops and liv	4 Afghanistan	5622 Import Value F1885	Meat and Mi	1967	1967	1000 US\$	0	A	Official figure
TCL	Crops and liv	4 Afghanistan	5622 Import Value F1885	Meat and Mi	1968	1968	1000 US\$	0	A	Official figure
TCL	Crops and liv	4 Afghanistan	5622 Import Value F1885	Meat and Mi	1969	1969	1000 US\$	0	A	Official figure
TCL	Crops and liv	4 Afghanistan	5622 Import Value F1885	Meat and Mi	1970	1970	1000 US\$	0	A	Official figure
TCL	Crops and liv	4 Afghanistan	5622 Import Value F1885	Meat and Mi	1971	1971	1000 US\$	0	A	Official figure
TCL	Crops and liv	4 Afghanistan	5622 Import Value F1885	Meat and Mi	1972	1972	1000 US\$	0	A	Official figure
TCL	Crops and liv	4 Afghanistan	5622 Import Value F1885	Meat and Mi	1973	1973	1000 US\$	0	A	Official figure
TCL	Crops and liv	4 Afghanistan	5622 Import Value F1885	Meat and Mi	1974	1974	1000 US\$	0	A	Official figure
TCL	Crops and liv	4 Afghanistan	5622 Import Value F1885	Meat and Mi	1975	1975	1000 US\$	0	A	Official figure
TCL	Crops and liv	4 Afghanistan	5622 Import Value F1885	Meat and Mi	1976	1976	1000 US\$	0	A	Official figure
TCL	Crops and liv	4 Afghanistan	5622 Import Value F1885	Meat and Mi	1977	1977	1000 US\$	0	A	Official figure
TCL	Crops and liv	4 Afghanistan	5622 Import Value F1885	Meat and Mi	1978	1978	1000 US\$	0	A	Official figure
TCL	Crops and liv	4 Afghanistan	5622 Import Value F1885	Meat and Mi	1979	1979	1000 US\$	0	A	Official figure
TCL	Crops and liv	4 Afghanistan	5622 Import Value F1885	Meat and Mi	1980	1980	1000 US\$	0	A	Official figure
TCL	Crops and liv	4 Afghanistan	5622 Import Value F1885	Meat and Mi	1981	1981	1000 US\$	0	A	Official figure
TCL	Crops and liv	4 Afghanistan	5622 Import Value F1885	Meat and Mi	1982	1982	1000 US\$	0	A	Official figure
TCL	Crops and liv	4 Afghanistan	5622 Import Value F1885	Meat and Mi	1983	1983	1000 US\$	0	A	Official figure
TCL	Crops and liv	4 Afghanistan	5622 Import Value F1885	Meat and Mi	1984	1984	1000 US\$	427	A	Official figure
TCL	Crops and liv	4 Afghanistan	5622 Import Value F1885	Meat and Mi	1985	1985	1000 US\$	408	A	Official figure
TCL	Crops and liv	4 Afghanistan	5622 Import Value F1885	Meat and Mi	1986	1986	1000 US\$	1037	A	Official figure
TCL	Crops and liv	4 Afghanistan	5622 Import Value F1885	Meat and Mi	1987	1987	1000 US\$	2000	A	Official figure
TCL	Crops and liv	4 Afghanistan	5622 Import Value F1885	Meat and Mi	1988	1988	1000 US\$	800	A	Official figure
TCL	Crops and liv	4 Afghanistan	5622 Import Value F1885	Meat and Mi	1989	1989	1000 US\$	1234	A	Official figure

ADDITIONAL INFORMATION

For Crop and Livestock data, we are currently only looking at items with CPC codes that have "F" in front of them. TCL is the label given to trade data domain in FAOSTAT.

The following states are included in FAOSTAT countries, but we do not have them in Ifs Countries. You will need to copy and paste the data from the below dissolved states into their new states (The general rule about merging data between current states and their former dissolved states is whichever state that inherited the capital city has the right to claim data from its former dissolved state):

- China, mainland --> China
- Czechoslovakia --> Czech Republic
- Ethiopia PDR --> Ethiopia
- USSR --> Russian Federation
- Yugoslav SFR --> Serbia
- Serbia and Montenegro --> Serbia
- Sudan (former) --> Sudan

*Note: When you pull Crude Materials Net for Import or Export Quantity, the indicator will pull twice in this same document with two different element codes (5607 and 5610). You will see countries with 1961-2021 back-to-back for each. We are looking for element code 5610, not 5607, because 5607 does not have units (which should be in Tonnes).

The following tables are how we have aggregated FAO TCL data (what is classified as Crops, what is classified as Meat):

1	Item Group	Domain Code	Domain	Item	CPC Code	Includes
2	Crops	TCL	Trade: Crops and livestock products	Alcoholic Beverages	F1907	Beer, Ethyl Alcohol, Vermouth, Wine, Cider, etc.
3	Crops	TCL	Trade: Crops and livestock products	Cereal preparations total	F1941	Flour of barley/buckwheat/cereals/maize/millet/mixed grain, rice etc., Infant food, Rice milled/broken, Bread, Malt, etc.
4	Crops	TCL	Trade: Crops and livestock products	Cereals	F1944	Barley, Canary seed, Millet, Rice broken/milled/husked, wheat, barley, buckwheat, Oats, Quinoa, etc.
5	Crops	TCL	Trade: Crops and livestock products	Flowers	F1972	
6	Crops	TCL	Trade: Crops and livestock products	Fruit	F1802	Includes fruits (dried too), juices, pistachios, etc.
7	Crops	TCL	Trade: Crops and livestock products	Natural Rubber	F1900	Balata, gutta-percha, guayule, chicle and similar natural gums in primary forms or in plates, sheets or strip, etc.
8	Crops	TCL	Trade: Crops and livestock products	Non-alcoholic Beverages	F1908	Ice and snow, other non-alcoholic caloric beverages, must of grape, etc.
9	Crops	TCL	Trade: Crops and livestock products	Nuts	F1773	Various nuts, etc.
10	Crops	TCL	Trade: Crops and livestock products	Other food nes	F1849	Anise, badian, coriander, cumin, caraway, fennel and juniper berries, raw. Chocolate products nes. Cocoa butter, fat and oil. Coffee extracts. Flour of mustard seed. Food preparations nes. Ice cream etc.. Peanut butter. Etc.
11	Crops	TCL	Trade: Crops and livestock products	Pulses	F1954	Chick peas, beans, flour of pulses, lentils, peas. Etc.

FAOSTAT TCL AGGREGATION TABLE IMG 01

12	Crops	TCL	Trade: Crops and livestock products	Roots and Tubers	F1719	Edible roots and tubers, flour meal/powder/flakes/granules and pellets of potatoes. Potatoes, yams. Etc.
13	Crops	TCL	Trade: Crops and livestock products	Sugar Crops Primary	F1723	Sugar beet, sugar cane, other super crops nec. Etc.
14	Crops	TCL	Trade: Crops and livestock products	Textile Fibres	F1901	Cotton lint, ginned. Cotton waste. Fine animal hair. Processed flax. Jute, raw or retted. Raw silk. Silk waste. Wool. Coir, raw. Etc.
15	Crops	TCL	Trade: Crops and livestock products	Vegetable Oil and Fat	F1788	Coconut oil. Cottonseed. Groundnut oil. Hydrogenated oils and fats. Oil of maize, sesame seed. Olive oil. Palm oil. Other oil of vegetable origin, crude nec. Rapeseed or canola oil, crude, sunflower seed oil. Margarine and shortening. Etc.
16	Crops	TCL	Trade: Crops and livestock products	Vegetables	F1734	Artichokes, Asparagus, Avocados, Broad beans and horse beans, Chickory roots, Cucumbers, Other vegetable juices and fresh vegetables. Etc.
17	Crops	TCL	Trade: Crops and livestock products	Oilseeds	F1899	Castor oil and seeds, copra, cotton seed, hempseed, linseed, mustard seed, sesame seed, etc.
18	Meat	TCL	Trade: Crops and livestock products	Animal Fats and Oils (excl. Butter)	F1975	Tallow, Fat Preparations, Animal oils and fats, etc.
19	Meat	TCL	Trade: Crops and livestock products	Bovine Meat	F2071	Meats of different animals, preparations from different animals, edible offal, etc.
20	Meat	TCL	Trade: Crops and livestock products	Crude Materials nes	F1902	Bees, hop cones, leather used and waste, etc.
21	Meat	TCL	Trade: Crops and livestock products	Dairy Products	F1887	Butter, buttermilk, cream, skim milk, dairy products nes, whey, yoghurt, cheese, etc.

FAOSTAT TCL Aggregation Table IMG 02

22	Meat	TCL	Trade: Crops and livestock products	Eggs	F1782	Eggs, dried. Hen eggs in shell, fresh. Eggs from other birds in shell. Eggs, liquid. Etc.
23	Meat	TCL	Trade: Crops and livestock products	Hides and skins	F1898	Leather used and waste, skins, furs, etc.
24	Meat	TCL	Trade: Crops and livestock products	Other Meat	F2076	Extracts and juices of meat, fish, crustaceans, molluscs or other aquatic invertebrates. Meat of sheep. Other meat nec excluding mammals. Meat of rabbits and hares. Edible offals of horses/other equines. Homogenized meat. Etc.
25	Meat	TCL	Trade: Crops and livestock products	Pigmeat (meat equivalent)	F2073	Meat of pig boneless. Meat of pig with bone. Sausages and similar products. Salted/dried pig cuts, smoked pig cuts. Etc.
26	Meat	TCL	Trade: Crops and livestock products	Poultry Meat	F2074	Edible offals and liver of chickens and guinea fowl, fresh, chilled or frozen. Fatty liver preparations. Meat of chickens. Etc. (Excludes eggs)

FAOSTAT TCL Aggregation Table IMG 03

Easy to Copy for coding:

Item Code	CPC Code	Item	Item Group
1907	'F1907	Alcoholic Beverages	Crops
1941	'F1941	Cereal preparations total	Crops
1944	'F1944	Cereals	Crops
1972	'F1972	Flowers	Crops
1802	'F1802	Fruit	Crops
1900	'F1900	Natural Rubber	Crops
1908	'F1908	Non-alcoholic Beverages	Crops
1773	'F1773	Nuts	Crops
1899	'F1899	Oilseeds	Crops
1849	'F1849	Other food nes	Crops
1954	'F1954	Pulses	Crops
1719	'F1719	Roots and Tubers	Crops
1723	'F1723	Sugar Crops Primary	Crops
1901	'F1901	Textile Fibres	Crops
1788	'F1788	Vegetable Oil and Fat	Crops
1734	'F1734	Vegetables	Crops
1975	'F1975	Animal Fats and Oils (excl. Butter)	Meat
2071	'F2071	Bovine Meat	Meat
1902	'F1902	Crude Materials nes	Meat
1887	'F1887	Dairy Products	Meat
1782	'F1782	Eggs	Meat
1898	'F1898	Hides and skins	Meat
2076	'F2076	Other Meat	Meat
2073	'F2073	Pigmeat (meat equivalent)	Meat
2074	'F2074	Poultry Meat	Meat

Retrieved from

"https://pardeewiki.du.edu//index.php?title=FAOstat_Food_and_Agriculture_Organization_of_the_United_Nations&oldid=11300"

This page was last edited on 2 April 2024, at 18:00.