

IMFWEO International Monetary Fund World Economic Outlook

The printable version is no longer supported and may have rendering errors. Please update your browser bookmarks and please use the default browser print function instead.

SUMMARY

The IMFWEO (International Monetary Fund World Economic Outlook) Report is a survey conducted by the IMF staff that is published twice a year both in report and database format. The historical data and projections are based on the information gathered by the IMF country desk officers in the context of their missions to IMF member countries and through their ongoing analysis of the evolving situation in each country. Historical data are updated on a bi-annual basis, typically in April and September/October, as more information becomes available. IMF staff estimates serve as proxies for historical series when complete information is unavailable. As a result, WEO data can differ from other sources with official data, including the IMF's International Financial Statistics.

The Data Team uses this dataset for a number of series, including **GDPGrowthRate** and **GDPGrowthRateIMFWEO2011**. Most recently the tables GovtGenExp%GDPPM and GovtGenRev%GDPPM were updated in November 2024.

To pull IMFWEO for uploading into IFs, please follow the instructions below.

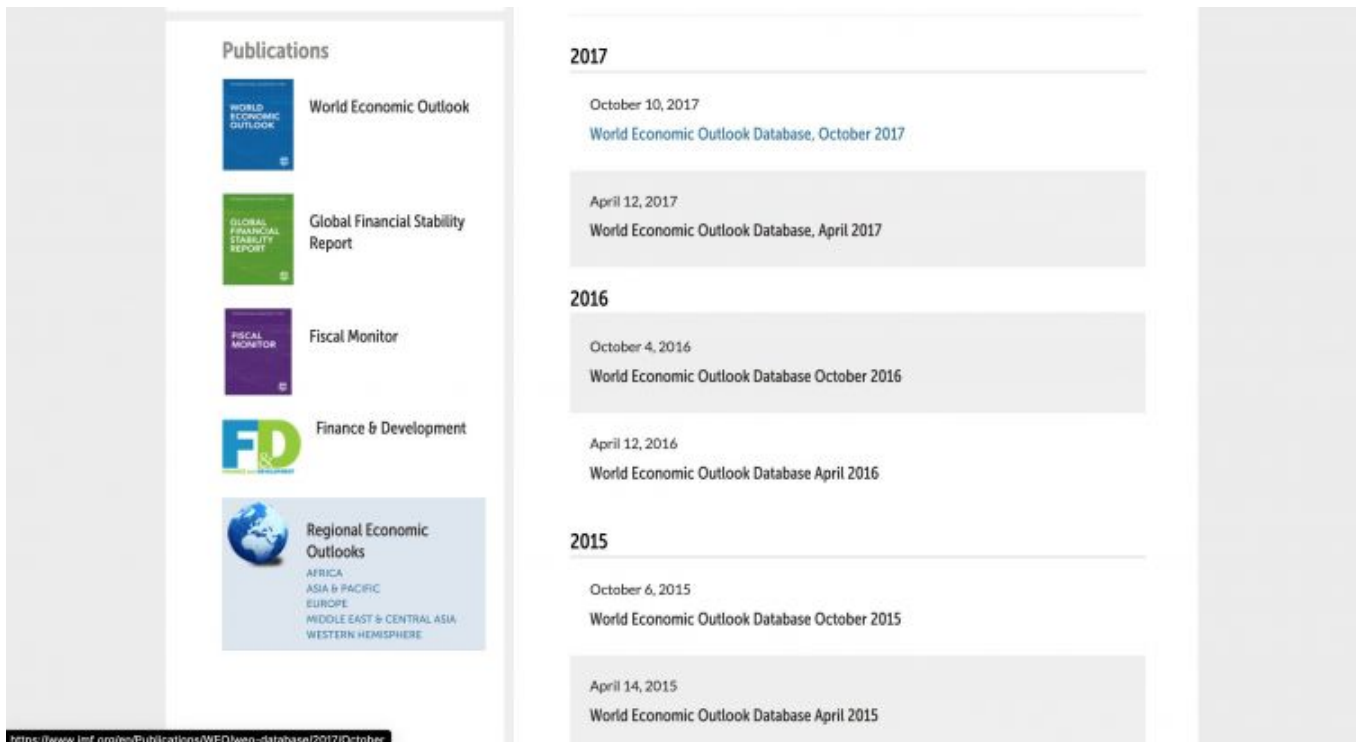
STEPS TO PULL DATA FROM IMFWEO

Step 1: To pull WEO data, first navigate to the WEO Databases page



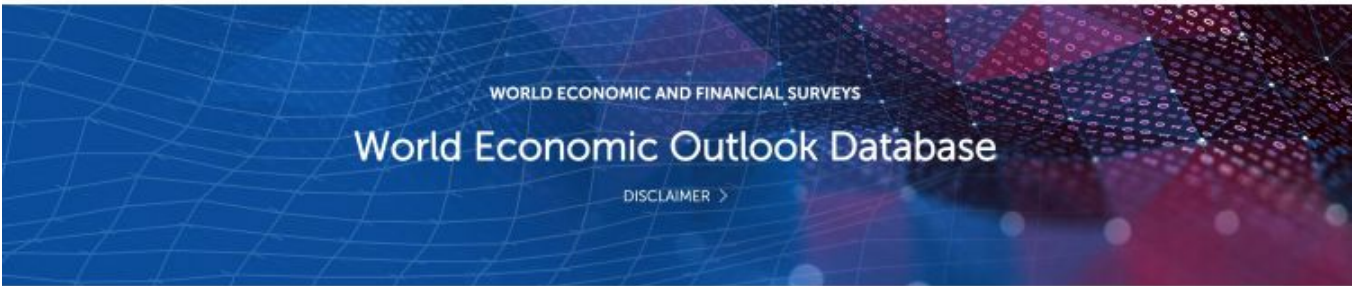
IMFWEO Home Page

Step 2: Scroll down and click the Database with the month and year desired (ex. October 2016)



IMFWEO Database Selection Screen

You will be navigated to this page:



WEO Update, January 2018

For the latest GDP data for the following countries please check the "Projected % Change" on the individual country pages, in the **At A Glance** section:

- BRAZIL
- GERMANY
- MEXICO
- SOUTH AFRICA
- CANADA
- INDIA
- NIGERIA
- SPAIN

Report Main Page

Step 3: Scroll down to the heading titled Download WEO Data and click By Countries for country-level data

Download WEO Data: October 2017 Edition



By Countries

country-level data



By Country Groups

aggregated data and commodity prices



Entire Dataset

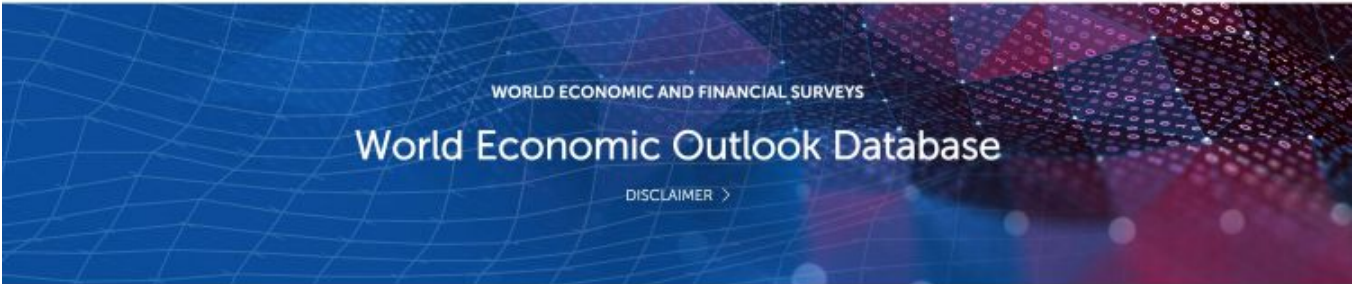
Have a WEO Data Question? Submit it through the WEO Question Form.


The World Economic Outlook (WEO) database contains selected macroeconomic data

RELATED LINKS

Report Data Type Selection

You will be navigated to this page:


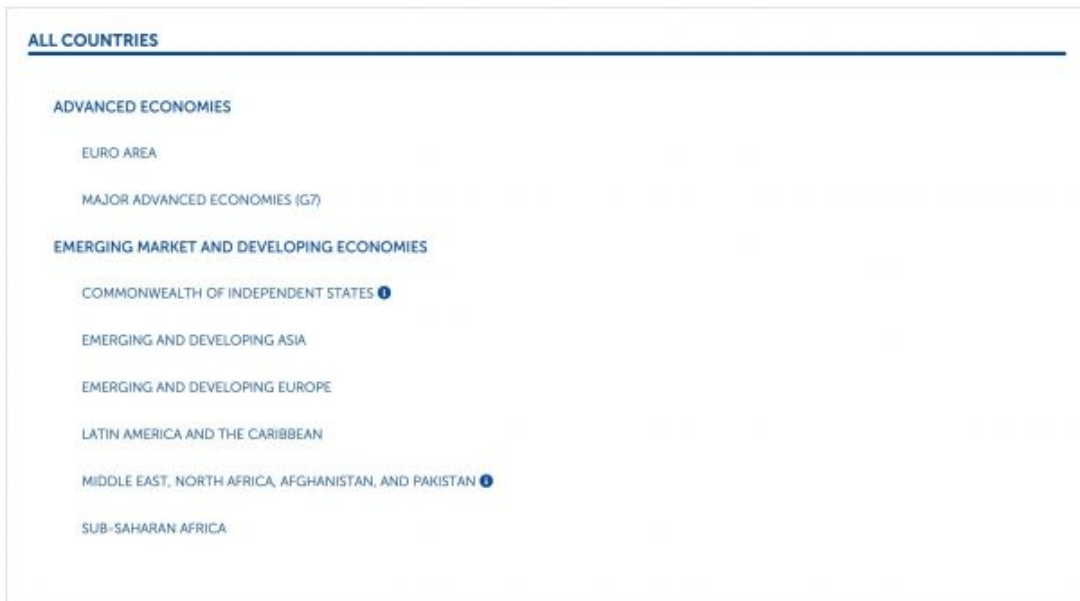


Select Country Group



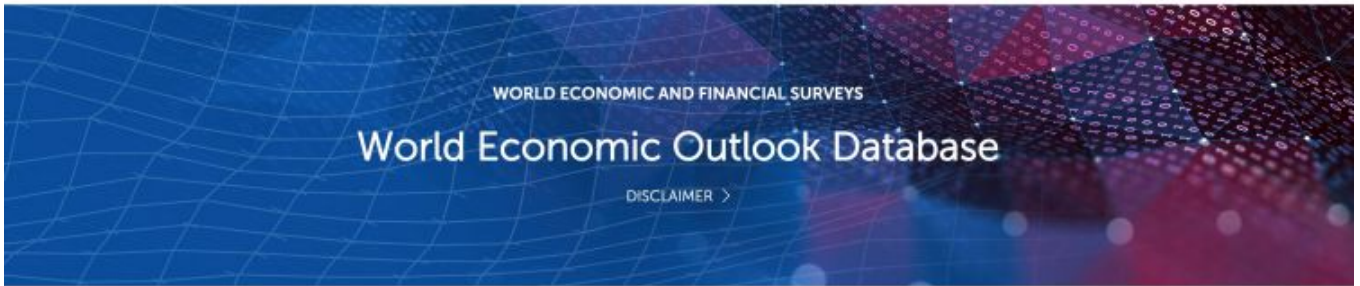
Country Group Selection

Step 4: Scroll down and click All Countries



Country Group Selection

You will be navigated to this page:



Select Countries



https://www.imf.org/en/Home

Country Selection Page

Step 5: Scroll down to select countries. You can either pre-select all countries in the IFs Country Concordance or click Select All and remove non-IFs countries later, then click Continue

SELECT ALL CLEAR ALL NEW QUERY CONTINUE

A B C D E F G H I J K L M N O P Q R S T U V Y Z

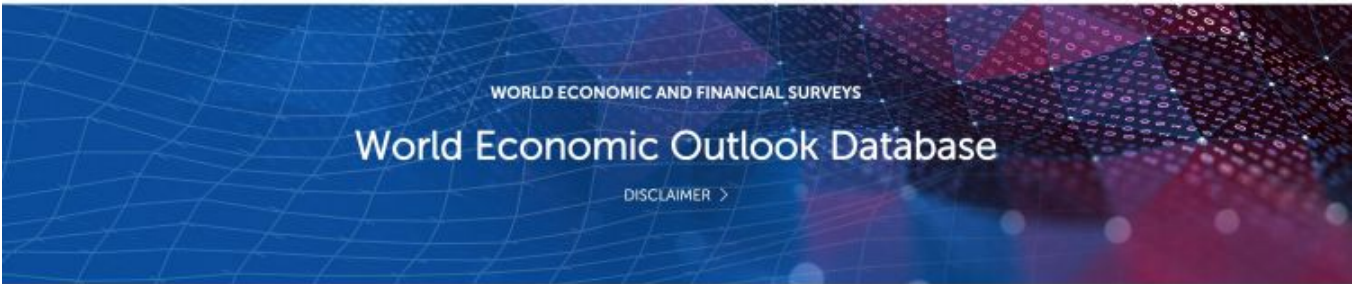
ALL COUNTRIES (193 COUNTRIES)

COUNTRIES	NOTES
+ Afghanistan	i
+ Albania	i
+ Algeria	i
+ Angola	i
+ Antigua and Barbuda	i
+ Argentina	i
+ Armenia	i
+ Australia	i



Country Selection Page

You will be navigated to this page:



Select Subjects



<https://www.imf.org/en/Home>

Subject Selection Page

Step 6: Scroll down to view available subjects and select the subject in the units desired (ex. Gross domestic product, constant prices in percent change)

NATIONAL ACCOUNTS	AVAILABILITY
<input type="checkbox"/> Gross domestic product, constant prices NATIONAL CURRENCY ⓘ	[193/193]
<input type="checkbox"/> Gross domestic product, constant prices PERCENT CHANGE ⓘ	[193/193]
<input type="checkbox"/> Gross domestic product, current prices NATIONAL CURRENCY ⓘ	[193/193]
<input type="checkbox"/> Gross domestic product, current prices U.S. DOLLARS ⓘ	[193/193]
<input type="checkbox"/> Gross domestic product, current prices PURCHASING POWER PARITY; INTERNATIONAL DOLLARS ⓘ	[193/193]
<input type="checkbox"/> Gross domestic product, deflator INDEX ⓘ	[193/193]

Subject Selection Page

Once a subject is selected, the page will look like this:

NATIONAL ACCOUNTS	AVAILABILITY
⊕ Gross domestic product, constant prices <small>NATIONAL CURRENCY ⓘ</small>	[193/193]
⊕ Gross domestic product, constant prices <small>PERCENT CHANGE ⓘ</small>	[193/193]
⊕ Gross domestic product, current prices <small>NATIONAL CURRENCY ⓘ</small>	[193/193]
⊕ Gross domestic product, current prices <small>U.S. DOLLARS ⓘ</small>	[193/193]
⊕ Gross domestic product, current prices <small>PURCHASING POWER PARITY, INTERNATIONAL DOLLARS ⓘ</small>	[193/193]
⊕ Gross domestic product, deflator <small>INDEX ⓘ</small>	[193/193]

Subject Selection Page

Click Continue and you will be navigated to this page:



Select Date Range



<https://www.imf.org/en/Home>

Data Range Selection Page

Step 7: Use the dropdowns to select the desired data range (ex. 1980-2022) and adjust any advanced options as needed (ex. if ISO Country Codes will be used for Concordance)

Data Range & Advanced Options Selection Page

After you've selected your data range and adjusted advanced options, click Prepare Report and you will be navigated to this page:

Report Download Page

Step 8: Click Download Report to begin downloading the data, which will download in an .xls format

Retrieved from

"https://pardeewiki.du.edu//index.php?title=IMFWEO_International_Monetary_Fund_World_Economic_Outlook&ol

did=11889"

This page was last edited on 4 November 2024, at 00:56.