

IMF COFOG Classifications of Functions of Government

The printable version is no longer supported and may have rendering errors. Please update your browser bookmarks and please use the default browser print function instead.

SUMMARY

The Classification of the Functions of Government (COFOG) was developed by the Organization for Economic Co-operation and Development and published by the United Nations Statistical Division. It can be applied to government expense and the net acquisition of nonfinancial assets and is under the IMF Government Financial Statistics (GFS) Database.

The Data Team uses COFOG for a number of series such as **SeriesGovSocialExp%GDPIMF**, **SeriesGovSocialExpMax%GDPIMF**, and **SeriesGovtPension%GDPIMF**.

To pull data from COFOG, refer to the instructions below

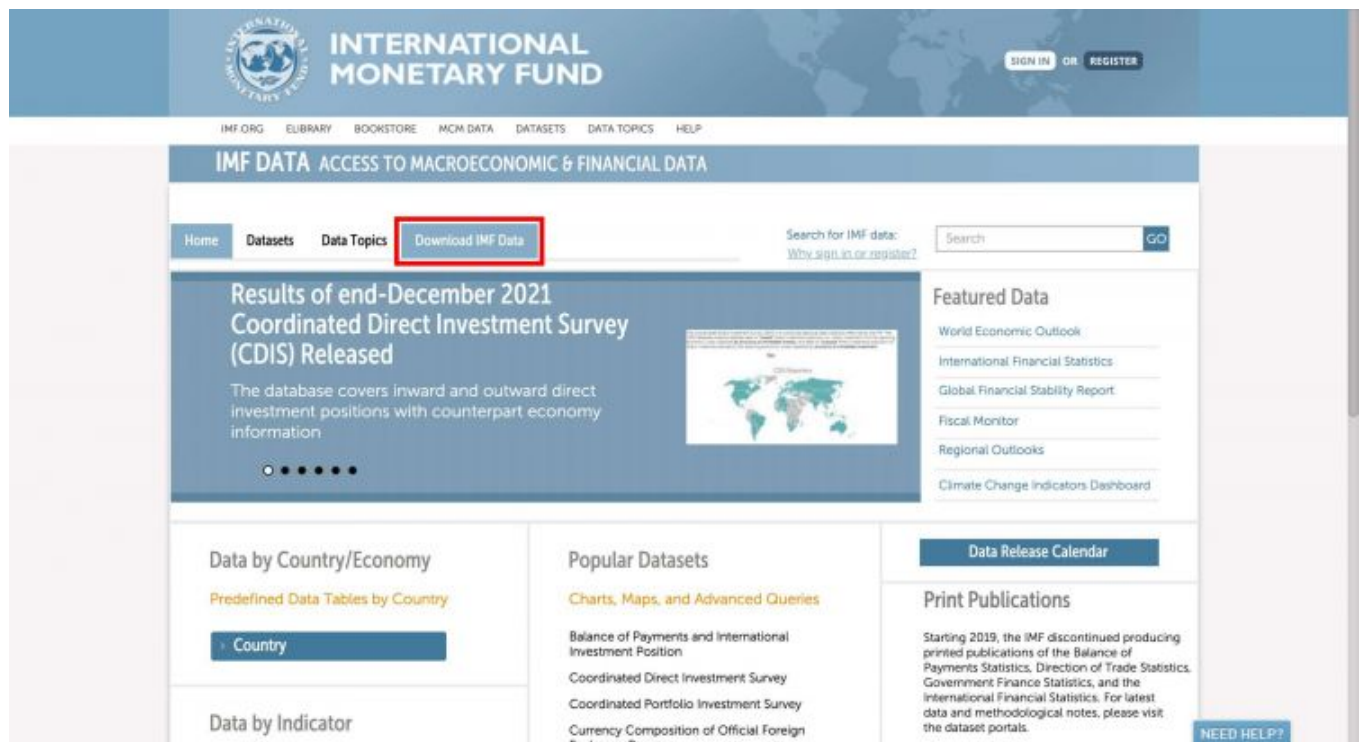
STEPS TO PULL DATA FROM COFOG

Step 1: Navigate to the IMF Data Portal

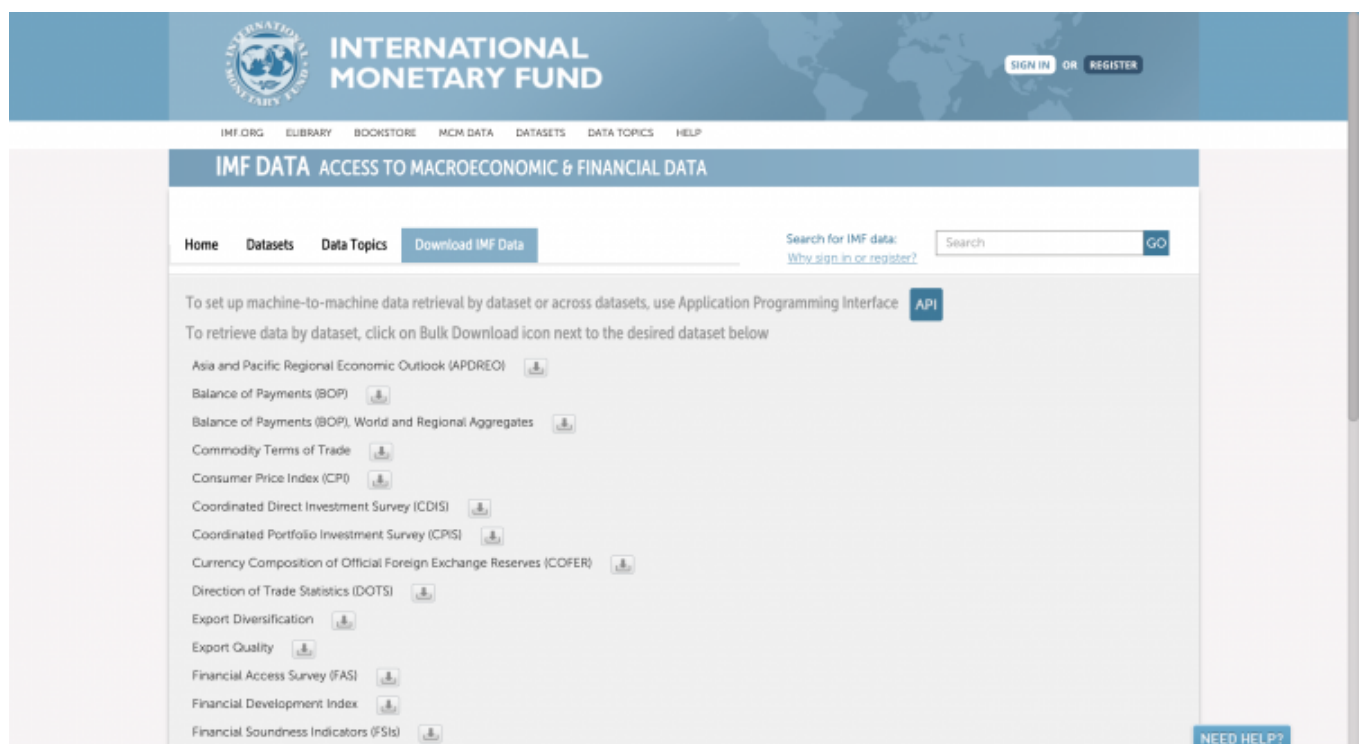


The screenshot displays the IMF Data Portal homepage. At the top, the IMF logo and name are visible, along with links to 'SIGN IN' and 'REGISTER'. Below the header, a navigation bar includes links to 'IMF ORG', 'LIBRARY', 'BOOKSTORE', 'MCN DATA', 'DATASETS', 'DATA TOPICS', and 'HELP'. The main content area features a large banner for 'The FAS 2022 Data Released' with a date of October 5, 2022. To the right of the banner is a 'Featured Data' section listing various reports like 'World Economic Outlook' and 'International Financial Statistics'. Below the banner, there are three main sections: 'Data by Country/Economy' with a 'Country' dropdown, 'Popular Datasets' listing reports like 'Balance of Payments and International Investment Position', and 'Data Release Calendar'. A 'Print Publications' section is also present, mentioning the discontinuation of printed publications for certain datasets. A 'NEED HELP?' button is located in the bottom right corner.

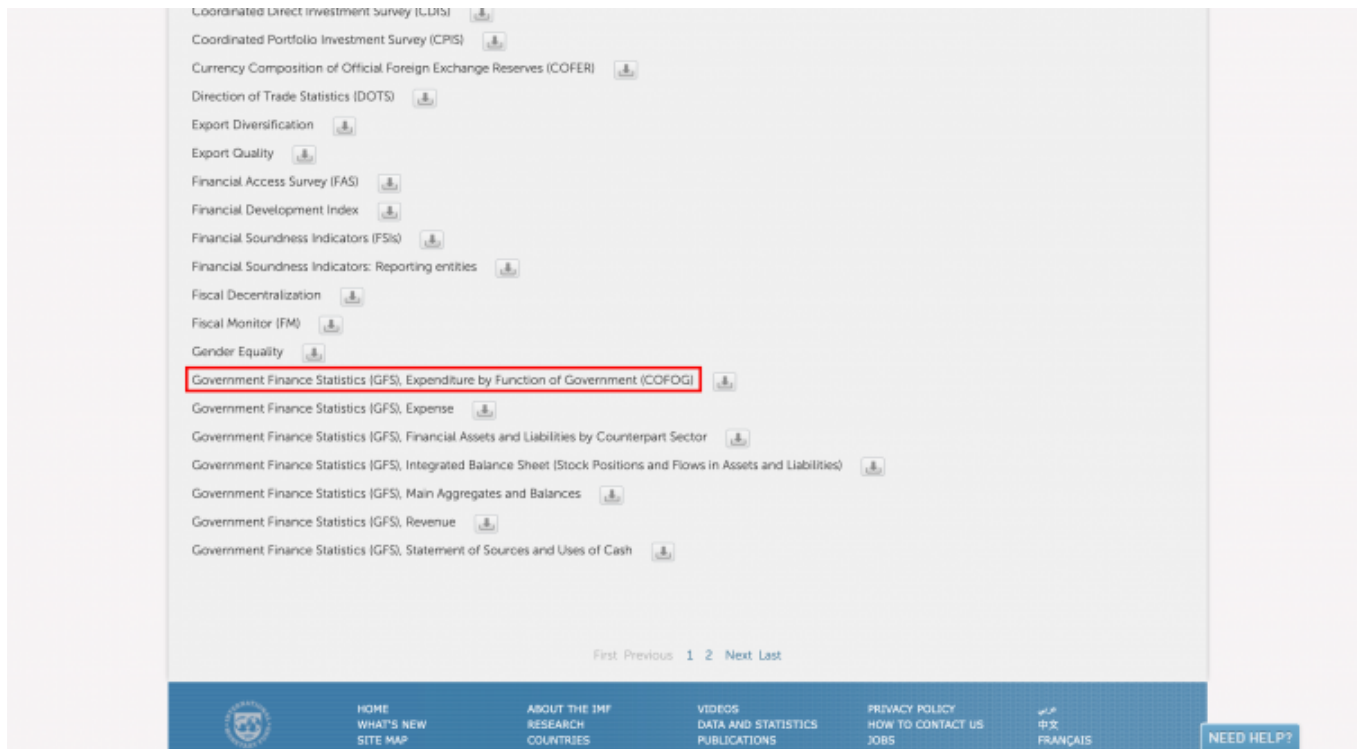
Step 2: Select Download IMF Data from the top bar



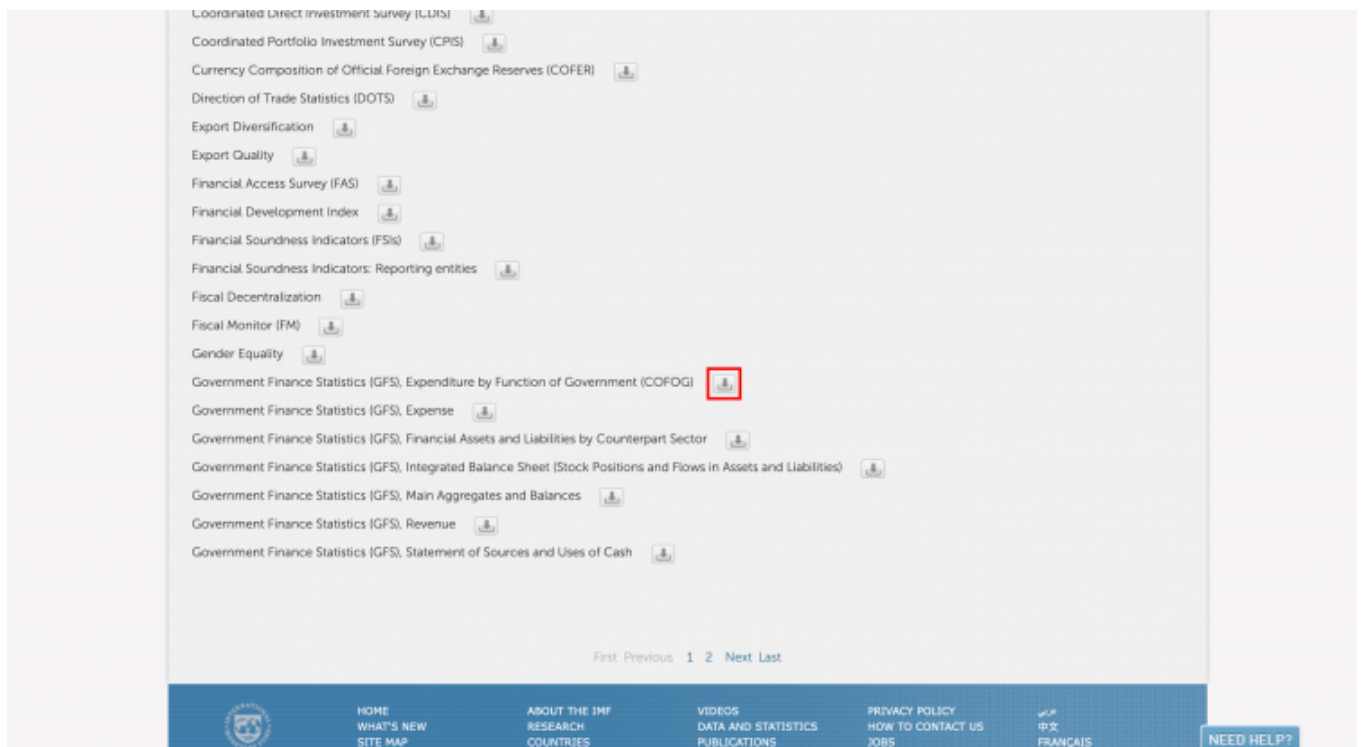
You will be navigated to this page:



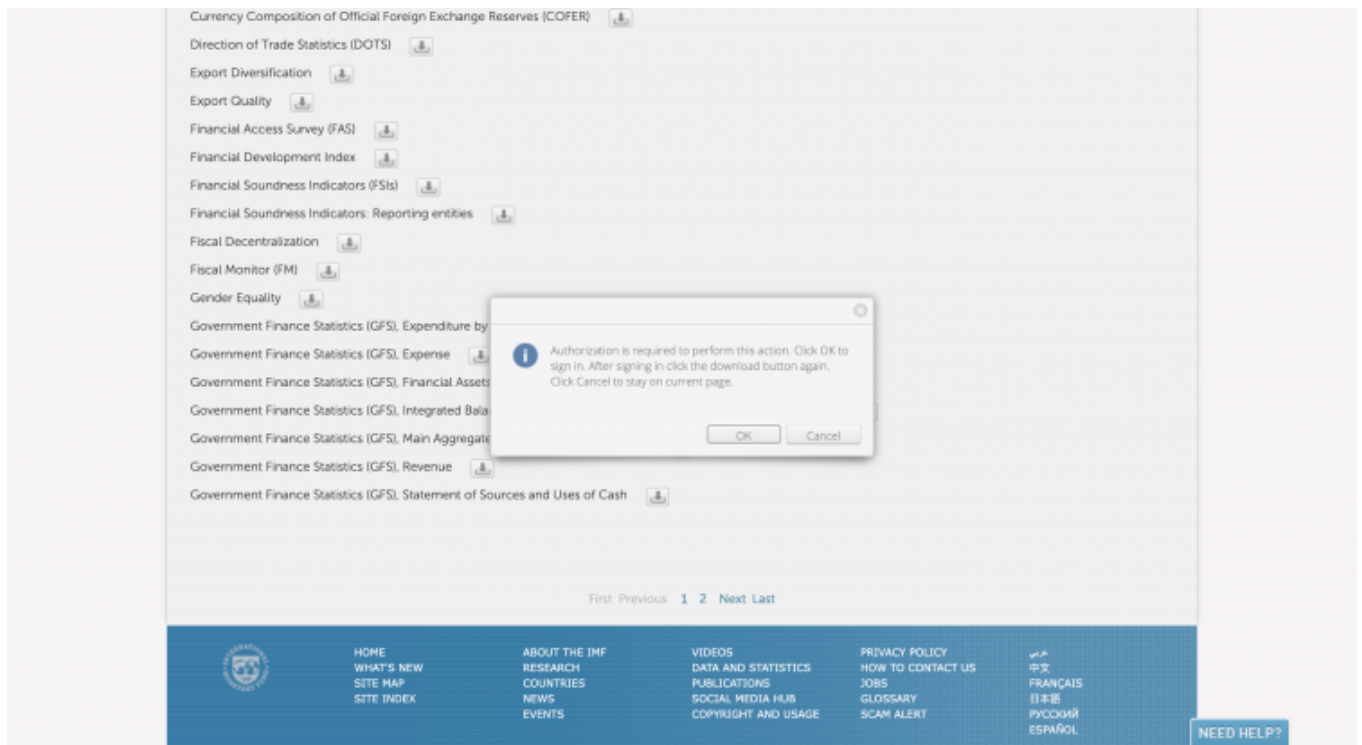
Step 3: Scroll down and locate Government Finance Statistics (GFS), Expenditure by Function of Government (COFOG)



Step 4: Click the download icon next to the dataset name



If you have not previously signed in, the pop up pictured below will appear. Click OK.



You will be navigated to this page:

The screenshot shows the 'IMF Bookstore Signup' page. The page header includes 'IMF.org', 'eLIBRARY', 'BOOKSTORE', 'IMF DATA', 'NCM Data', 'SPANISH', and 'ENGLISH'. The main heading is 'IMF DATA'. Below it, the section is titled 'IMF Bookstore Signup'. The text reads: 'Sign up here so that you can save the results of searches and any personalization you might do while in any of the Bookstore sites'. The form fields are: 'Email:' (Account Email Address - required), 'First Name:' (First Name), 'Last Name:' (Last Name - required), 'Institution:' (Institution Name), 'Password:' (Password - required), and 'Confirm Password:' (Password Confirmation - required). Below the form fields is a checkbox labeled 'I'm not a robot' and a reCAPTCHA logo. A 'Register New User' button is located below the checkbox. At the bottom, there are red text requirements: '8-15 characters', 'At least one capital letter', and 'At least one small letter'.

Step 5: Fill out the required fields and click Register New User

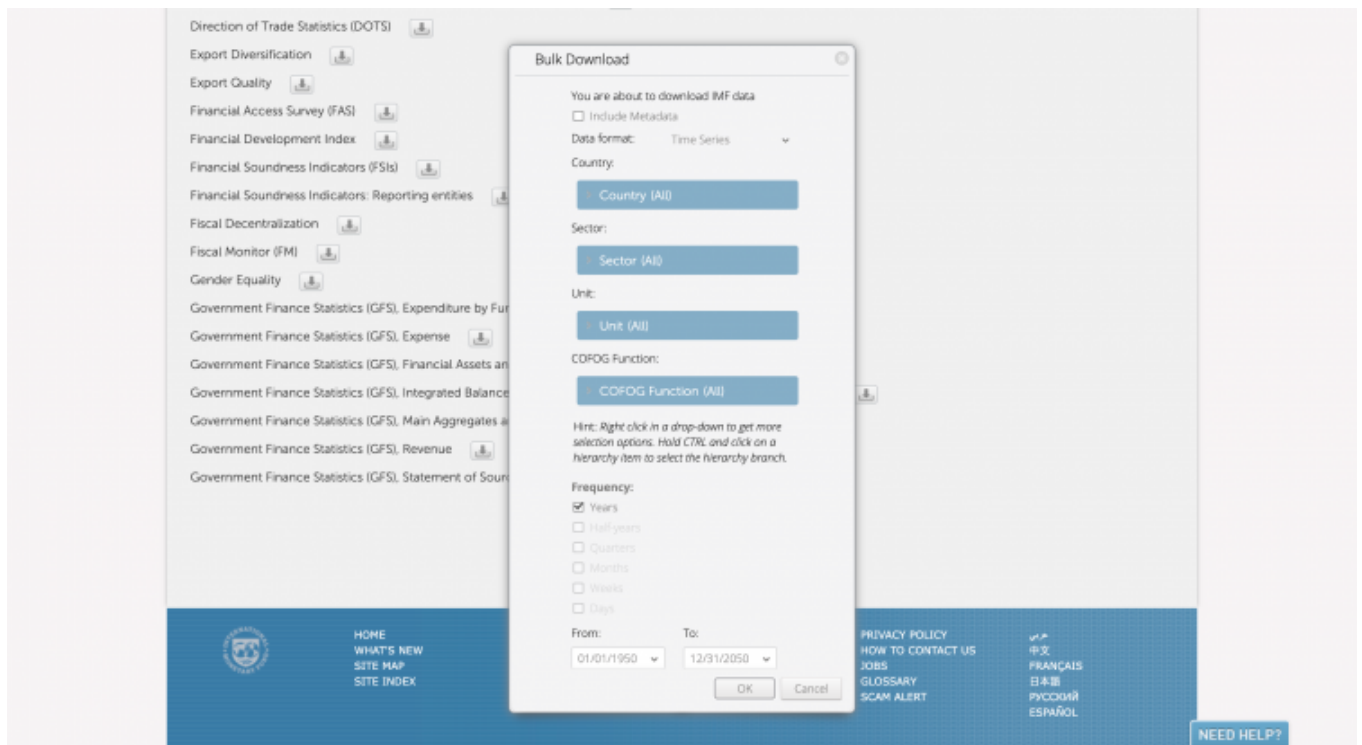
You will be navigated to this page:

Step 6: Enter the confirmation number sent to the email you provided and click Enter Confirmation Number

You will be navigated to this page, which will automatically navigate you back to the Download tab

Step 7: Locate Government Finance Statistics (GFS), Expenditure by Function of Government (COFOG) and click the download icon again

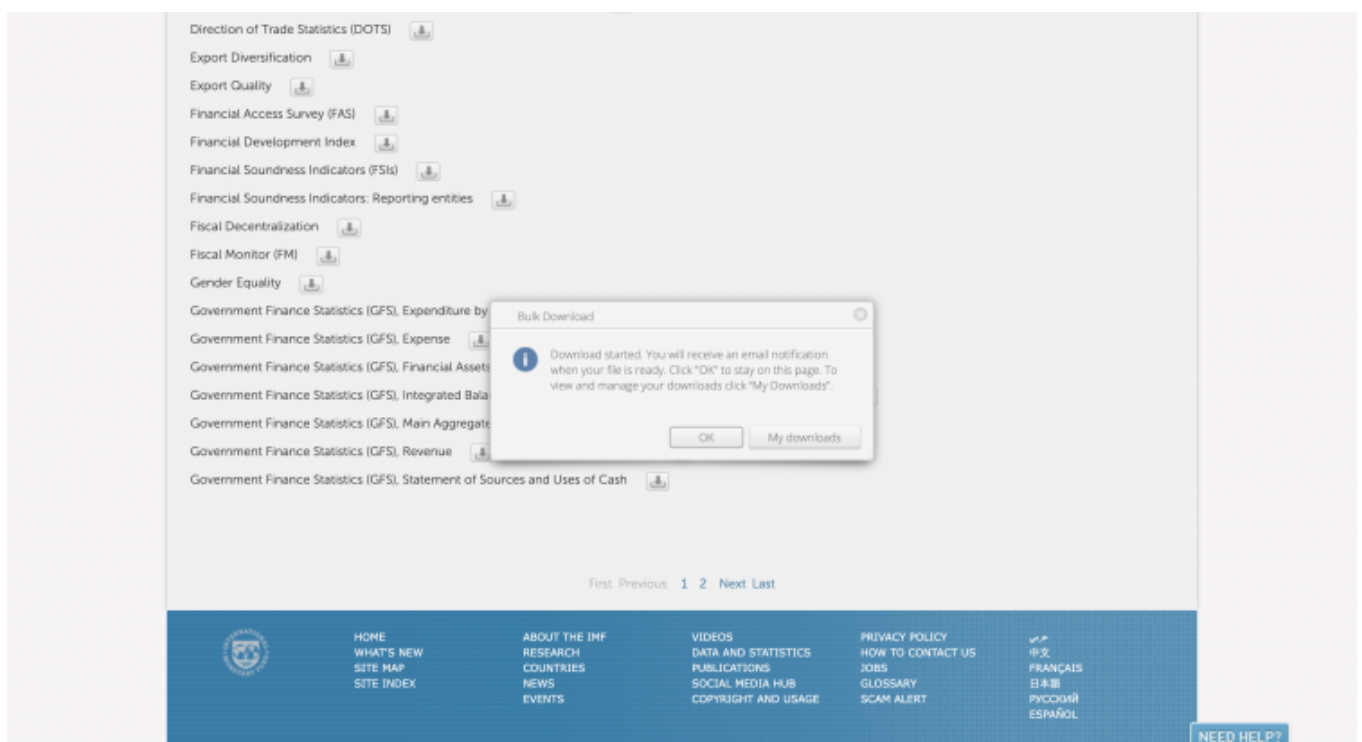
This pop-up will appear:



Use the tabs to select the desired countries, sector, unit, COFOG Function, and date range.

Step 8: When you have made all of your selections, click OK

This pop-up will appear:



Step 9: To locate the download file, you can either click My Downloads or click OK and navigate to the email you used to create your account

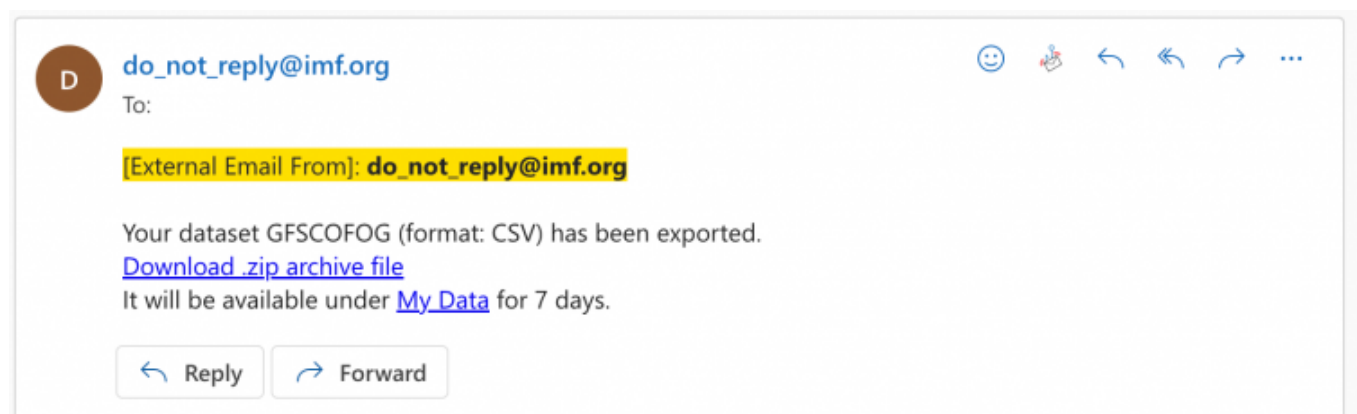
My Downloads will look like this:



The screenshot shows the IMF Data Downloads page. At the top, there's a header with the IMF logo and 'INTERNATIONAL MONETARY FUND'. Below the header, there's a navigation bar with links like 'IMF.ORG', 'EUBRARY', 'BOOKSTORE', 'MCM DATA', 'DATASETS', 'DATA TOPICS', and 'HELP'. The main content area is titled 'IMF DATA ACCESS TO MACROECONOMIC & FINANCIAL DATA'. It has tabs for 'Personal Data', 'Subscriptions', 'Downloads', 'Queries', and 'Workbooks'. The 'Downloads' tab is active, showing a table of downloaded datasets. The table has columns for 'Dataset', 'File Format', 'Data Format', 'Status', 'Progress', 'Packed Size', 'File Creation Date', and 'Download Requested Date'. Three datasets are listed: 'GFSCFOG', 'GFMSAB', and 'WoRLD'. Each dataset is in CSV format, Time Series, and has a status of 'Completed'. The progress bar for each is at 100%. The file sizes are 18.7 MB, 11.5 MB, and 40 KB respectively. The file creation dates are 12:41 pm, 12:02 pm, and 1/24/2023. The download requested dates are 12:41 pm, 12:02 pm, and 1/24/2023. At the bottom, there's a footer with links like 'HOME', 'WHAT'S NEW', 'SITE MAP', 'SITE INDEX', 'ABOUT THE IMF', 'RESEARCH COUNTRIES', 'NEWS', 'VIDEOS', 'DATA AND STATISTICS', 'PUBLICATIONS', 'SOCIAL MEDIA HUB', 'CONSULTANT AND USAGE', 'PRIVACY POLICY', 'HOW TO CONTACT US', 'JOBS', 'GLOSSARY', 'SCAM ALERT', and a 'NEED HELP?' button.

Dataset	File Format	Data Format	Status	Progress	Packed Size	File Creation Date	Download Requested Date
GFSCFOG	CSV	Time Series	Completed	100%	18.7 MB	12:41 pm	12:41 pm
GFMSAB	CSV	Time Series	Completed	100%	11.5 MB	12:02 pm	12:02 pm
WoRLD	CSV	Time Series	Completed	100%	40 KB	1/24/2023	1/24/2023

The email will look like this:



Step 10A (My Downloads): If you choose to navigate to My Downloads, locate the dataset in your Downloads queue and click the download icon to download the dataset

INTERNATIONAL MONETARY FUND

WELCOME TANIA BLANGA! [SIGN OUT](#)

IMF.ORG ELIBRARY BOOKSTORE MCM DATA DATASETS DATA TOPICS HELP

IMF DATA ACCESS TO MACROECONOMIC & FINANCIAL DATA

Personal Data Subscriptions **Downloads** Queries Workbooks

Dataset	File Format	Data Format	Status	Progress	Packed Size	File Creation Date	Download Requested Date
GFSCFOG	CSV	Time Series	Completed	100%	18.7 MB	12:41 pm	12:41 pm
GFSMAB	CSV	Time Series	Completed	100%	11.5 MB	12:02 pm	12:02 pm
WoRLD	CSV	Time Series	Completed	100%	40 KB	1/24/2023	1/24/2023

HOME WHAT'S NEW SITE MAP SITE INDEX ABOUT THE IMF RESEARCH COUNTRIES NEWS OUTSIDE VIDEOS DATA AND STATISTICS PUBLICATIONS SOCIAL MEDIA HUB COPYRIGHT AND USAGE PRIVACY POLICY HOW TO CONTACT US JOBS GLOSSARY SCAM ALERT 中文 FRANÇAIS 日本語 NEED HELP??

Step 10B (Email): If you choose to navigate to your registered email, click the download link to download the dataset

do_not_reply@imf.org

To:

[External Email From]: **do_not_reply@imf.org**

Your dataset GFSCFOG (format: CSV) has been exported.

[Download .zip archive file](#)

It will be available under [My Data](#) for 7 days.

[Reply](#) [Forward](#)

Retrieved from
 "https://pardeewiki.du.edu//index.php?title=IMF_COFOG_Classifications_of_Functions_of_Government&oldid=10084"

This page was last edited on 26 January 2023, at 19:55.