

# OECD.iLibrary

---

The printable version is no longer supported and may have rendering errors. Please update your browser bookmarks and please use the default browser print function instead.



## Contents

---

SUMMARY

GENERAL STEPS TO PULL DATA FROM OECD.Stat

## SUMMARY

---

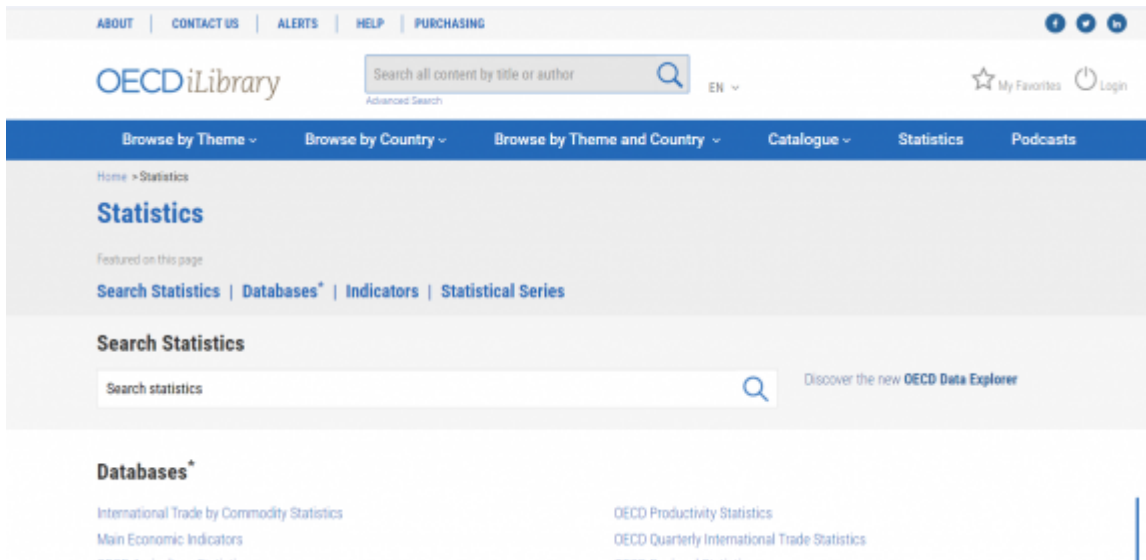
OECD iLibrary is the Organisation for Economic Co-operation and Development's database containing OECD Factbook Statistics database. This database included data from more than 40 databases collecting demographic, social, economic and environmental developments for its member countries and major additional countries. OECD countries covered include Australia, Austria, Belgium, Canada, Chile, Czech Republic, Denmark, Estonia, Finland, France, Germany, Greece, Hungary, Iceland, Ireland, Israel, Italy, Japan, Korea, Luxembourg, Mexico, Netherlands, New Zealand, Poland, Portugal, Slovak Republic, Slovenia, Spain, Sweden, Switzerland, Turkey, the United Kingdom, and the United States. Non-OECD countries covered include Brazil, China, India, Indonesia, Russia, and South Africa. Topics covered include population and migration; production and productivity; household income, wealth and debt; globalisation, trade and foreign direct investment (FDI); prices, interest rates and exchange rates; energy and transportation; labour, employment and unemployment; science and technology included research and development (R&D) and the Information and Communications Technology (ICT) sector; environment including natural resources, water, and air and climate; education resources and outcomes; government expenditures, debt, revenues, taxes, agricultural support and foreign aid; and health status, risk and resources.

To pull data, please follow the instructions below.

## GENERAL STEPS TO PULL DATA FROM OECD.Stat

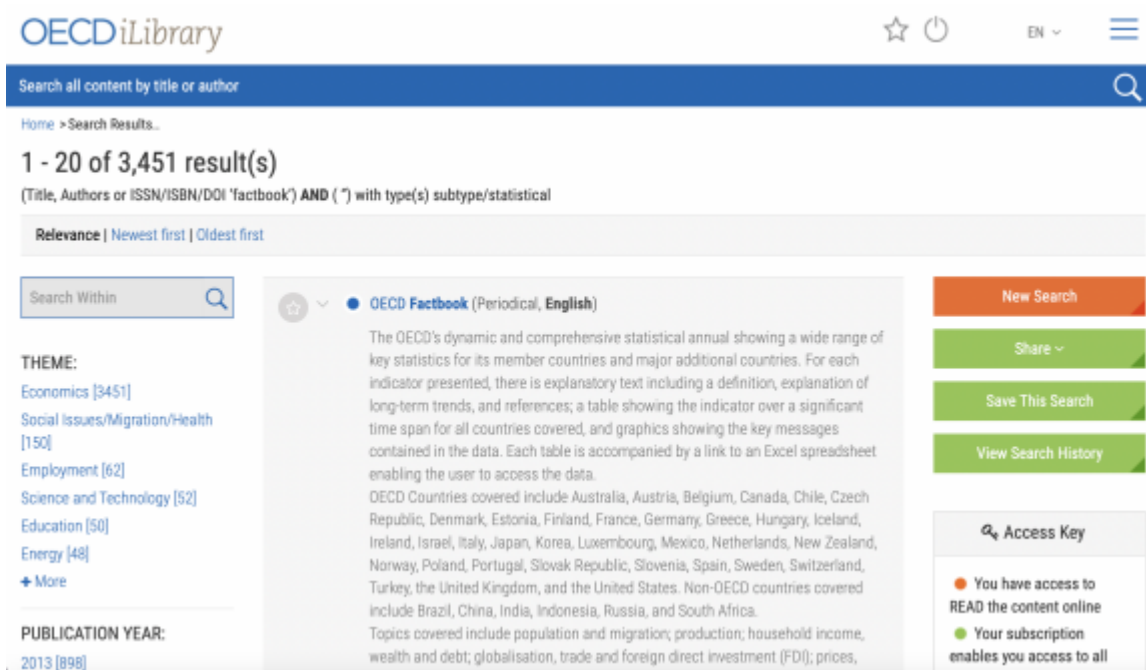
---

Step 1.) Navigate to the home page of OECD iLibrary




OECD iLibrary Homepage

Step 2.) Type “Factbook” in the Search bar by either the upper right-hand corner near the microscope or in the “Search statistics” bar and enter to search



Step 3.) Scroll down to select “OECD Factbook Statistics (Database, English)”

Search all content by title or author 

Home > Statistics > **OECD Factbook Statistics**

## OECD Factbook Statistics

The OECD Factbook Statistics database includes data selected from more than 40 statistical databases illustrating the demographic, social, economic and environmental developments for its member countries and major additional countries. The user can easily compare each indicator for a country with those of other OECD countries.

OECD Countries covered include Australia, Austria, Belgium, Canada, Chile, Czech Republic, Denmark, Estonia, Finland, France, Germany, Greece, Hungary, Iceland, Ireland, Israel, Italy, Japan, Korea, Luxembourg, Mexico, Netherlands, New Zealand, Poland, Portugal, Slovak Republic, Slovenia, Spain, Sweden, Switzerland, Turkey, the United Kingdom, and the United States. Non-OECD countries covered include Brazil, China, India, Indonesia, Russia, and South Africa.



Topics covered include population and migration; production and productivity; household income, wealth and debt; globalisation, trade and foreign direct investment (FDI); prices, interest rates and exchange rates; energy and transportation; labour, employment and unemployment; science and technology including research and development (R&D) and the Information and Communications Technology (ICT) sector; environment including natural resources, water, and air and climate, education resources and outcomes; government expenditures, debt, revenues, taxes, agricultural support and foreign aid; and health status, risk and resources. [^ Less](#)

**English** | Also available in: [French](#)

[Related Indicators: -](#) | [Related Databases: -](#)

**Keywords:** statistics, factbook

ISSN: 20794754 (online) | <https://doi.org/10.1787/factbook-data-en>

 Email this Page  Subscribe to the RSS feed

Step 4.) Scroll down and select “DATA” under the “OECD Factbook” tab. This will redirect you to the OECD Factbook database.



**keywords:** statistics, factbook

ISSN: 20794754 (online) | <https://doi.org/10.1787/factbook-data-en>

Featured on this page

[Datasets](#) | [Related Titles](#) | [Datasets Archives \[Discontinued\]](#)





Add to Favorites [Click to Access](#)





 > OECD Factbook  DATA





---

**Related Titles** ▾

**OECD Factbook 2015-2016**  
*Economic, Environmental and Social Statistics*  
08 Apr 2016

 > Population levels  WEB  PDF  READ

 > Total fertility rates  XLS  WEB  PDF

 > Foreign-born and foreign populations  XLS  WEB  PDF

OECD Factbook Data

Step 5.) Select “Customise” to select specific indicators and countries, if needed.

**OECD Factbook Statistics**

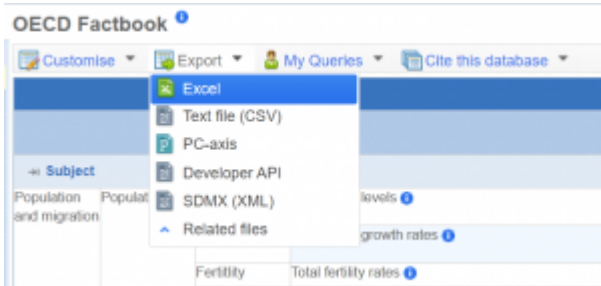
eISSN: 2079-4754 DOI: 10.1787/factbook-data-en

Select data

OECD Factbook

		Country		Australia				
		Year		2011	2012	2013	2014	
		Unit						
Population and migration	Total population	Population levels	Inhabitants, Thousands	22 340	22 728	23 126	23 524	
		Population growth rates	Growth rate	1.367967	1.736795	1.751144	1.765493	
		Fertility	Total fertility rates	Number	1.92	1.93	1.88	1.83
	Elderly Population by region	Elderly population	Regional elderly population: Maximum	Average growth rate	-	-	-	-
		Regional elderly population: Country average	Average growth rate	-	-	-	-	
		Regional elderly population: Minimum	Average growth rate	-	-	-	-	
		Elderly dependency rate in urban regions	Percentage	-	-	-	-	
		Elderly dependency rate	Percentage	-	-	-	-	
		Elderly dependency rate in rural regions	Percentage	-	-	-	-	
		Foreign-born population	Percentage	26.94	27.327	27.713	28.099	
International migration	Immigrant and foreign population	Permanent inflows by category of entry: work	Persons, Thousands	56 180.15	59 733.625	63 087.797	61 180.15	
		Permanent inflows by category of entry: free movements	Persons, Thousands	34 587	44 304	41 230	41 230	
	Trends in migration	Permanent inflows by category of entry: family	Persons, Thousands	54 738	56 604	60 185	61 185	

Step 6.) Hover over “Export” and select to download as a Text CSV file. Select “Download” and the data will download to your device



Export

Retrieved from "https://pardeewiki.du.edu//index.php?title=OECD.iLibrary&oldid=11065"

This page was last edited on 18 March 2024, at 19:19.