

UIS/UNESCO Institute for Statistics

The printable version is no longer supported and may have rendering errors. Please update your browser bookmarks and please use the default browser print function instead.



Contents

SUMMARY

GENERAL STEPS TO PULL UIS DATA

SUMMARY

UIS (The UNESCO Institute for Statistics) releases annual data and key findings on themes that range from education and literacy to science, technology and innovation, culture, and communication and information. The UIS was established in 1999 to meet the growing need for reliable and policy-relevant data. The Institute serves Member States, UNESCO and the UN system, as well as a range of intergovernmental and non-governmental organizations, research institutes and universities.

The data team uses the UIS database for data on education, series including, but not limited to, `SeriesEdEnrollPrivate%Lower2ndaryTotal`, `SeriesEdExpPri%EducTot`, `SeriesEdExpSecUppr%GDPPC`, and `SeriesEdPriEnrollHeadcountMal`.

GENERAL STEPS TO PULL UIS DATA

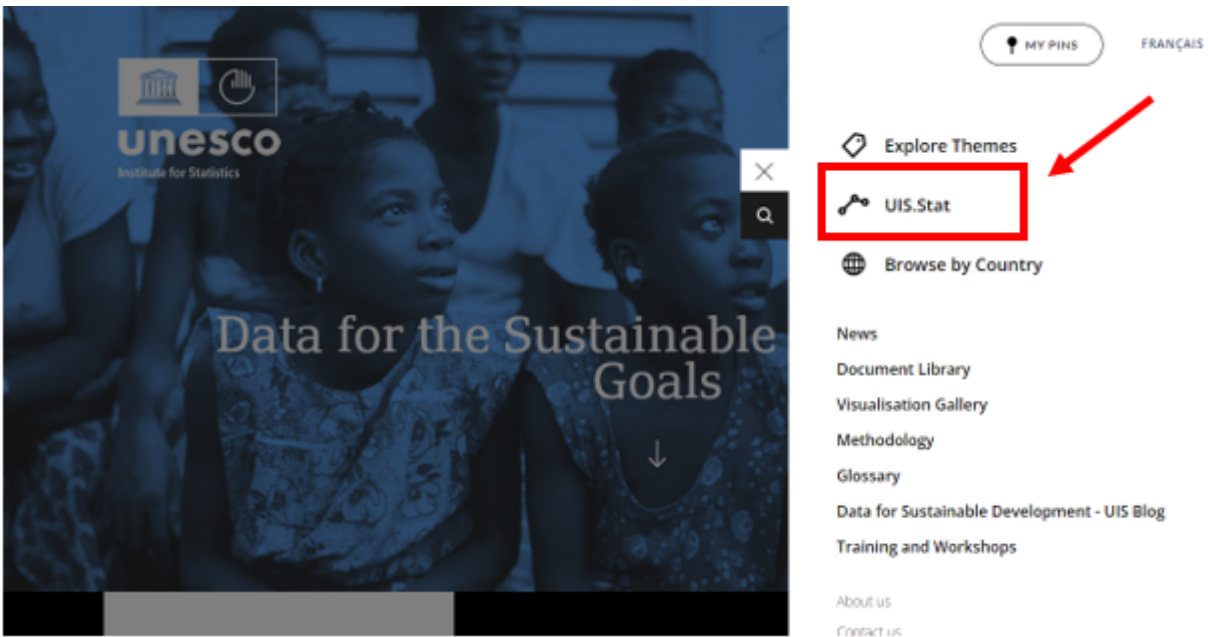
STEP 1.) Navigate to UIS's home page.

STEP 2.) Click the **menu** icon to the top right of the page.



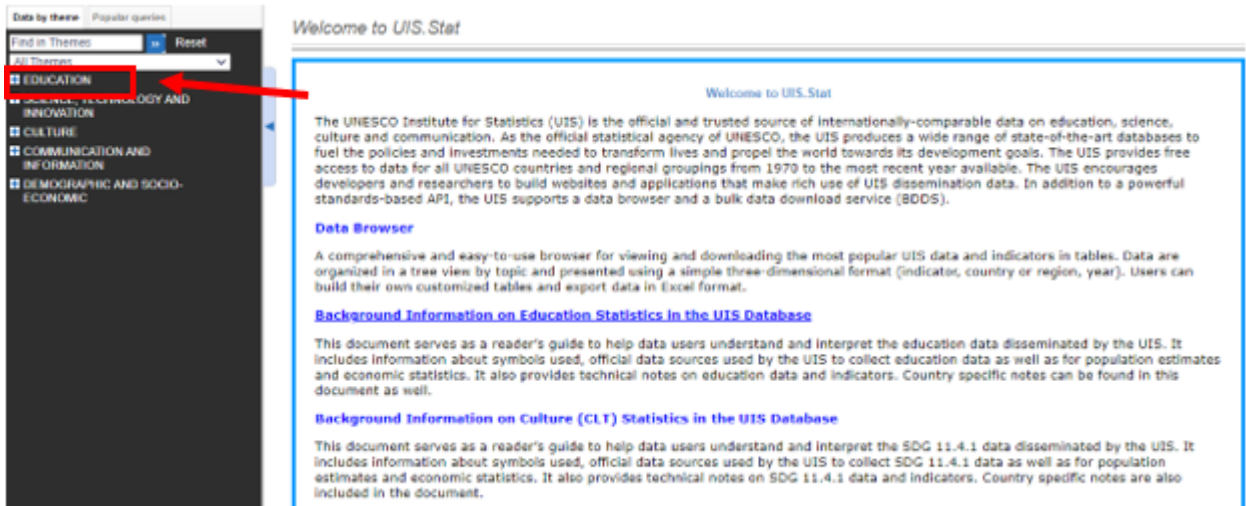
UIS' Homepage

STEP 3.) Select "**UIS.Stat**" from the menu items to access the database.




UIS' Homepage menu options

STEP 4.) To the left, you will see the different themes for which the UIS provides data. Select "**Education**" from the list of themes.



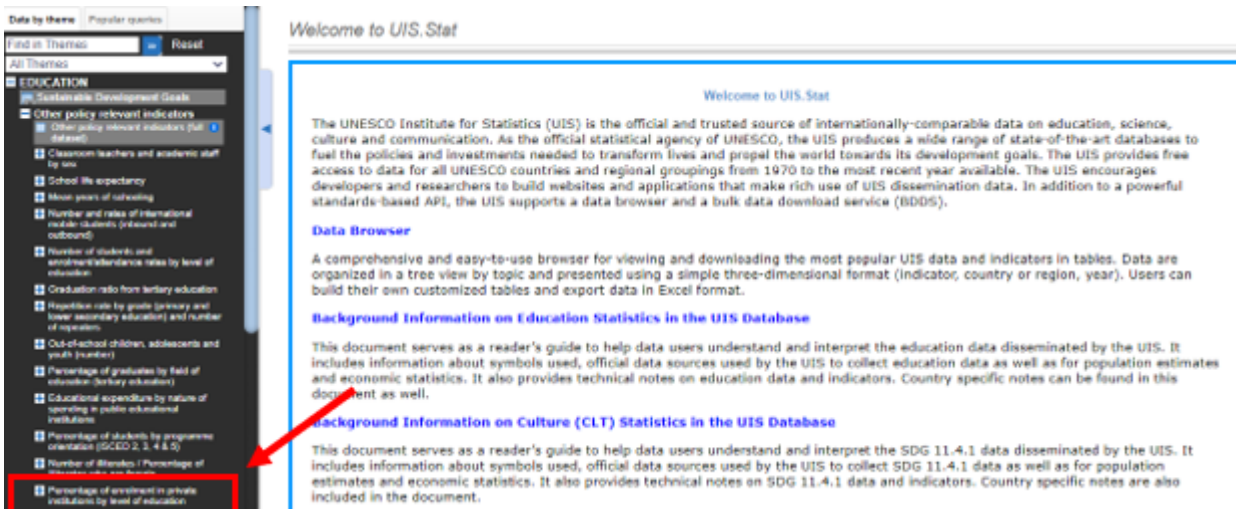
UIS Database

STEP 5.) From the dropdown, select "**Other policy relevant indicators**".



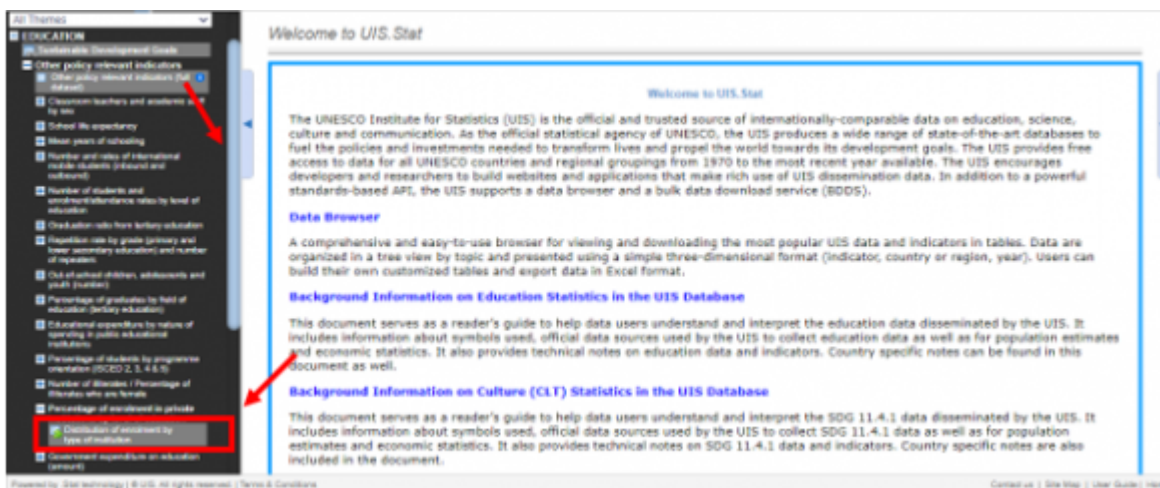
UIS Database Education

STEP 6.) You will then have the option to select various indicators. For our example, we will pull data for SeriesEdEnrollPrivate%Lower2ndaryTotal. Click on "**Percentage of enrolment in private institutions by level of education**".



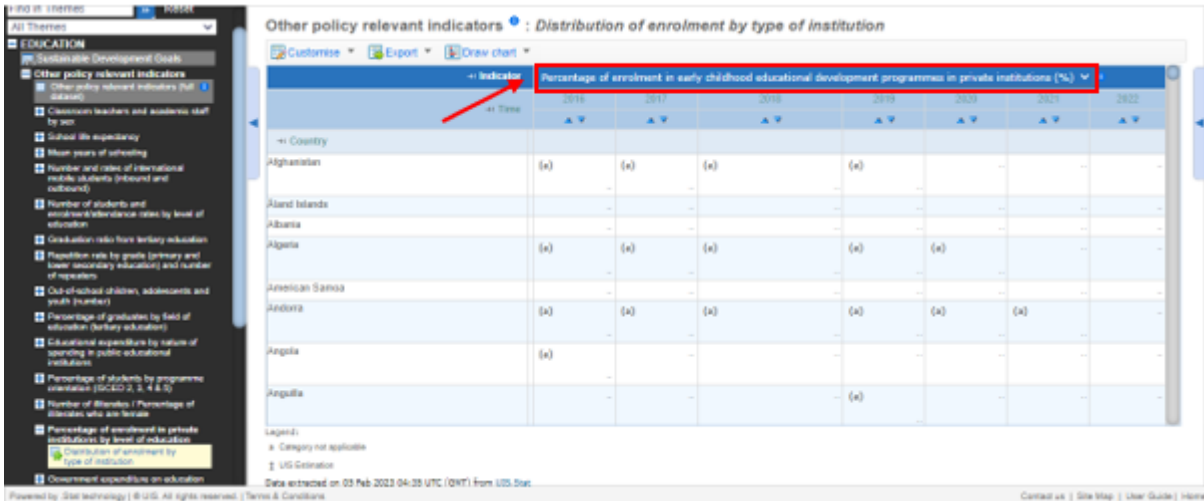
UIS Education Indicators

STEP 7.) Use the scroll bar to the right to scroll down a bit to see the dropdown, then you will click "**Distribution of enrolment by type of institution**".



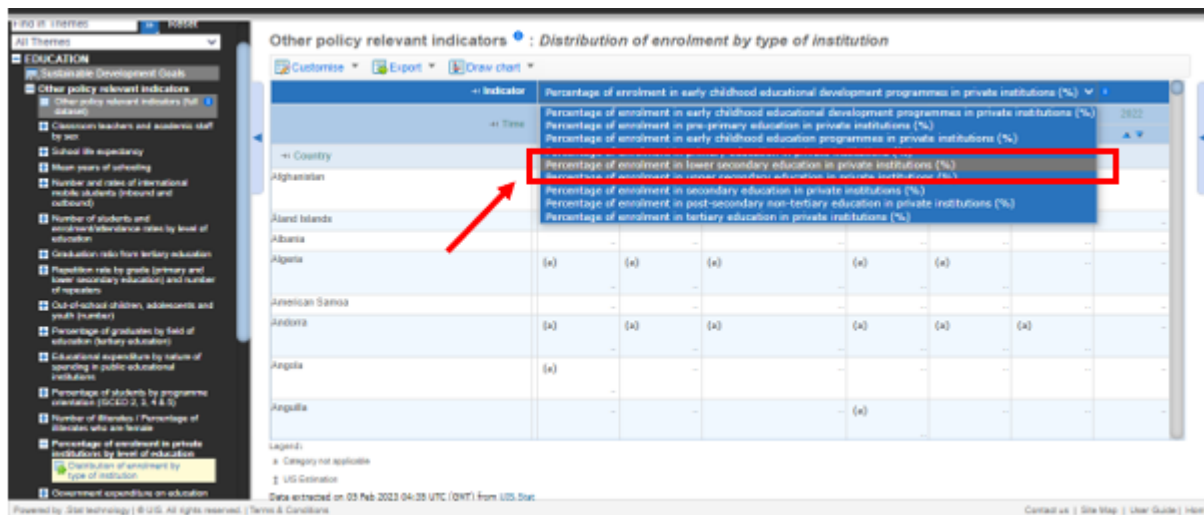
UIS Select Indicator

STEP 8.) Once the data table populates in the area to the right, you are able to change the indicator to the one you prefer by clicking the bar with the name of the indicator presently being displayed.



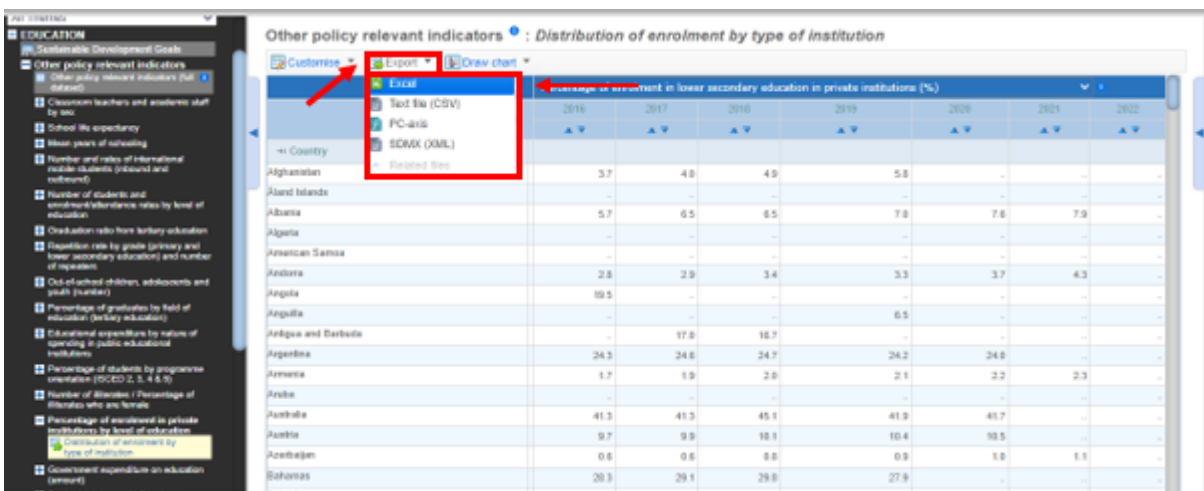
UIS Change Indicator being displayed

STEP 9.) From the dropdown, select the indicator "Percentage of enrolment in lower secondary education in private institutions (%)"



UIS Select Indicator for display

STEP 10.) Run your cursor over the tab labelled "Export" to reveal a dropdown of file type options for download. Select "Excel".



UIS Export

STEP 11.) Click the tab labeled "**Export to XLS file**" to download.

The screenshot shows the UIS website interface. On the left, there is a sidebar with 'Sustainable Development Goals' and a list of indicators under the 'EDUCATION' category. The main content area displays an 'Export' dialog box with the following text: 'Generate Microsoft Excel (XLS) file to export - File size up to 100 000 data points - Preserves current table layout'. Below this text, there are four tabs: 'Excel', 'Text file (CSV)', 'PC-Axis', and 'SDEK'. The 'Excel' tab is selected, and the 'Export to XLS file' button is highlighted with a red circle and a red arrow. In the background, a table titled 'Private institutions (%)' is visible, showing data for the years 2021 and 2022. The table has columns for the years and rows for different categories, with some cells containing '(4)'. The footer of the page includes 'Powered by: Stat technology | © UIS. All rights reserved. | Terms & Conditions' and 'Data extracted on 03 Feb 2023 23:43 UTC (GMT) from UIS Star'.

UIS XLS file download

Retrieved from "https://pardeewiki.du.edu//index.php?title=UIS/UNESCO_Institute_for_Statistics&oldid=10131"

This page was last edited on 5 February 2023, at 23:27.