

FishStatJ Software for Fishery and Aquaculture Statistical Time Series

The printable version is no longer supported and may have rendering errors. Please update your browser bookmarks and please use the default browser print function instead.



Contents

SUMMARY

STEPS TO PULL DATA FROM FISHSTATJ

SUMMARY

FishStatJ is a Windows or Mac application software that gives access to datasets from Food and Agriculture Organization of the United Nations' (FAO) Fisheries and Aquaculture statistics. These datasets show FAO's data on production, trade, and consumption of fish trade and aquaculture from over 200 countries from 1976 to present day. Data in FishStatJ can be aggregated and disaggregated in a variety of ways. Generally, FAO collects data through questionnaires sent to countries on a regular basis. Usually datasets are updated annually, with Global Capture and Aquaculture Production releasing in the second quarter. While new and updated datasets appear automatically in the <Manage workspaces> menu, the software also checks for updates each time it is launched and will inform you of new versions to download.

The data team uses datasets from FishStatJ primarily to update IFs data regarding fish imports and exports for each country as well as other aquaculture series. Example series from FishStatJ include SeriesAgFishImportValueFAOTrade, SeriesAgFishImportQuantityFAOTrade, SeriesAgFishExportValueFAOTrade, and SeriesAgFishExportQuantityFAOTrade.

STEPS TO PULL DATA FROM FISHSTATJ

Step 1. To pull data from FAO's Fisheries and Aquaculture Statistical Time Series software, FishStatJ, navigate to <https://www.fao.org/fishery/en/topic/166235>



Fisheries and Aquaculture

Key Areas Statistics GeoInfo Fact Sheets Publications Calendar

Statistics

- > Statistical query panel
- > Statistical collections
- > Yearbook of Fishery Statistics
- > **Statistical software**
 - > ARTFISH
 - > OPEN ARTFISH
 - > **FishStatJ**
 - > WAPI

FishStatJ - Software for Fishery and Aquaculture Statistical Time Series

FishStatJ is a Windows and Mac application that anyone can use to access FAO's Fisheries and Aquaculture statistics. They include datasets on production, trade and consumption. Data can be extracted and aggregated according to different level of details and international standard classifications. It consists of a main application and several workspaces that include the datasets.

List of data available within FishStatJ:



Related topics

- > Statistics - introduction

FAO FishStatJ Download Page

Step 2. Scroll down the page until you reach <Installing FishStatJ v.4.02.08 (November 2022)>. Under <Download FishStatJ>, click on the desired operating system to download the software. This example will use the Windows version.

NOTE: Make sure your Windows version is compatible with FishStatJ before downloading. FishStatJ is compatible with Windows 10; 64-bit version; it cannot work with Windows 32-bit.

June 2022

FishStatJ key features

- datasets browsing, data mining and reporting
- data querying, filtering, grouping and aggregation

Installing FishStatJ v4.02.08 (November 2022)

1. Download FishStatJ

- **for Windows 64-bit auto-extract (Instructions, hash)**
- for macOS

Before downloading version 4.02, you must first delete the C:\FishStatJ folder using Windows Explorer.

Not removing the C:\FishStatJ folder will now allow FishStatJ to launch successfully.

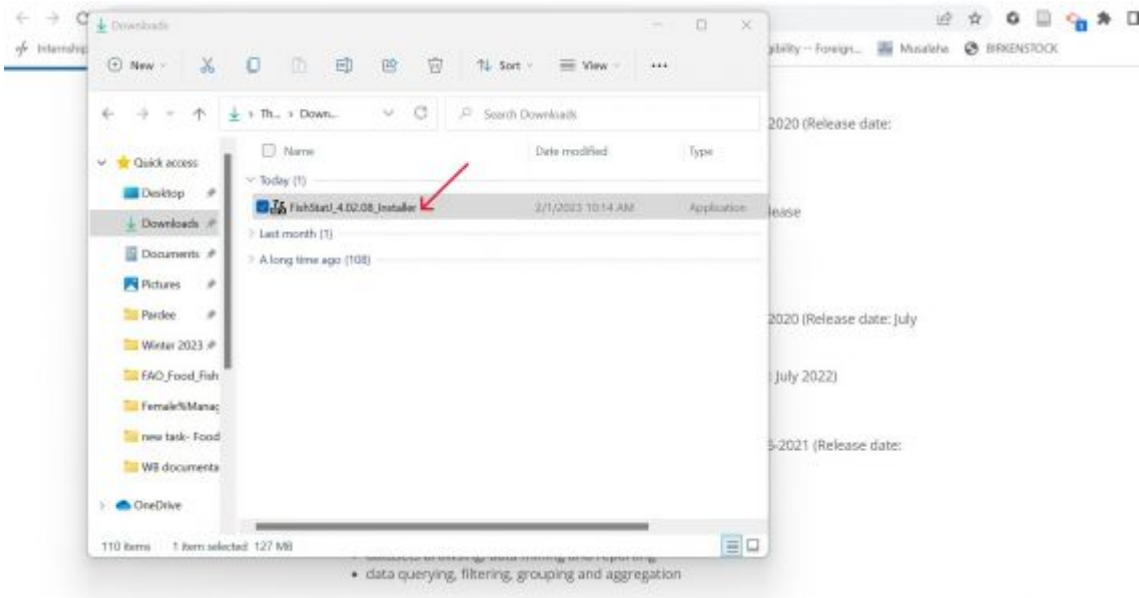
Workspaces are downloaded directly from within the FishStatJ application menu *Manage workspaces*. Select the Workspace (one at the time) that you are interested in and click on *Download* to install it locally. When we publish a new workspace, you will see it available for download (in red) in the *Workspace manager* list.

FishStatJ help and assistance

The **FishStatJ User Manual** explains all features; it contains [installation tips](#), and an [FAQ](#).

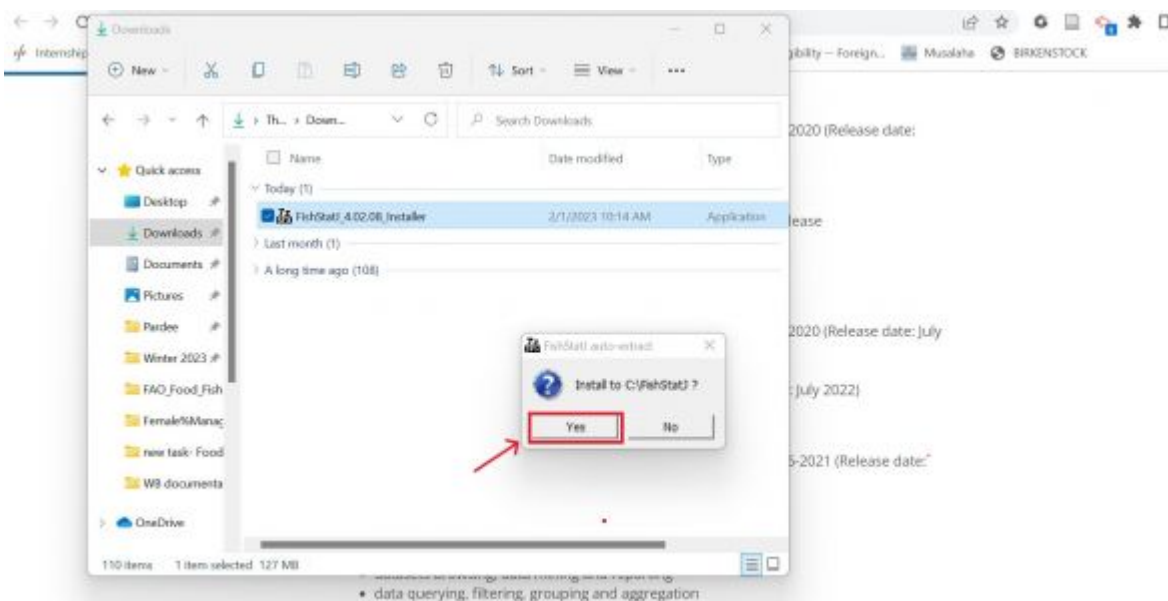
FAO FishStatJ Download

Step 3. After installing, go to your downloads and right click on <FishStatJ_4.02.08_Installer> and click <Open>.



FishStatJ under Downloads

Step 4. The following permission window will pop up. Click <Yes> to finish installing and launch.



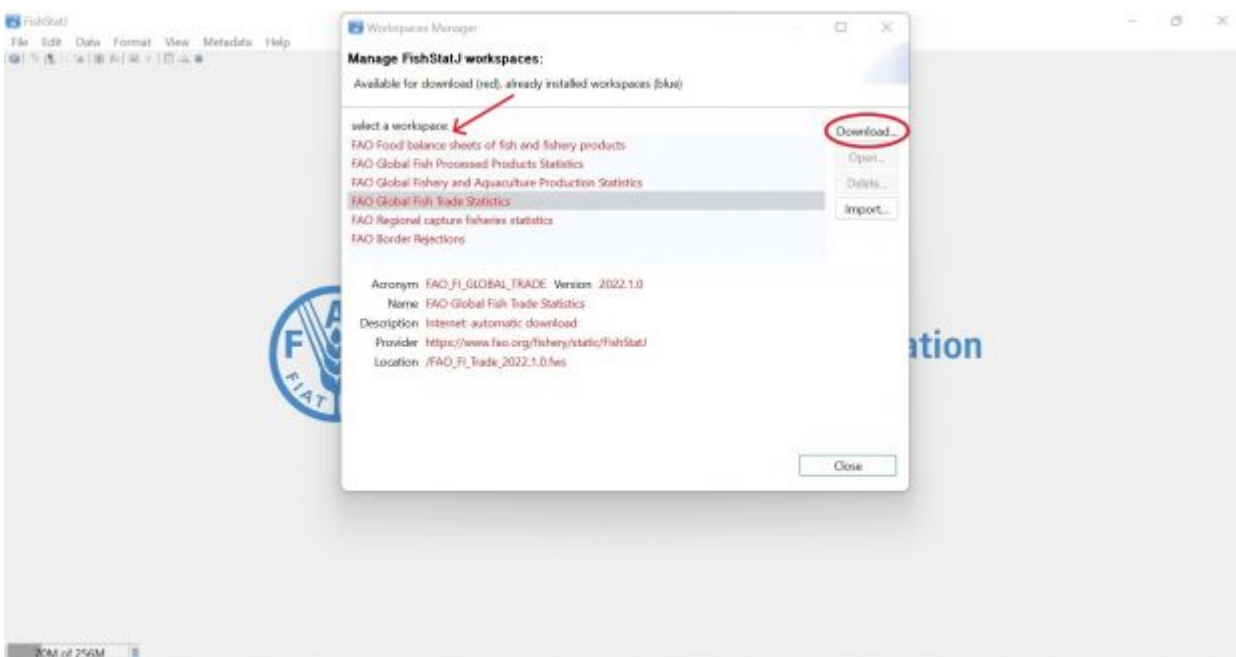
FishStatJ installation permission pop-up

Step 5. FishStatJ will immediately launch at this point. The <Workspaces Manager> page should also open automatically after launching.



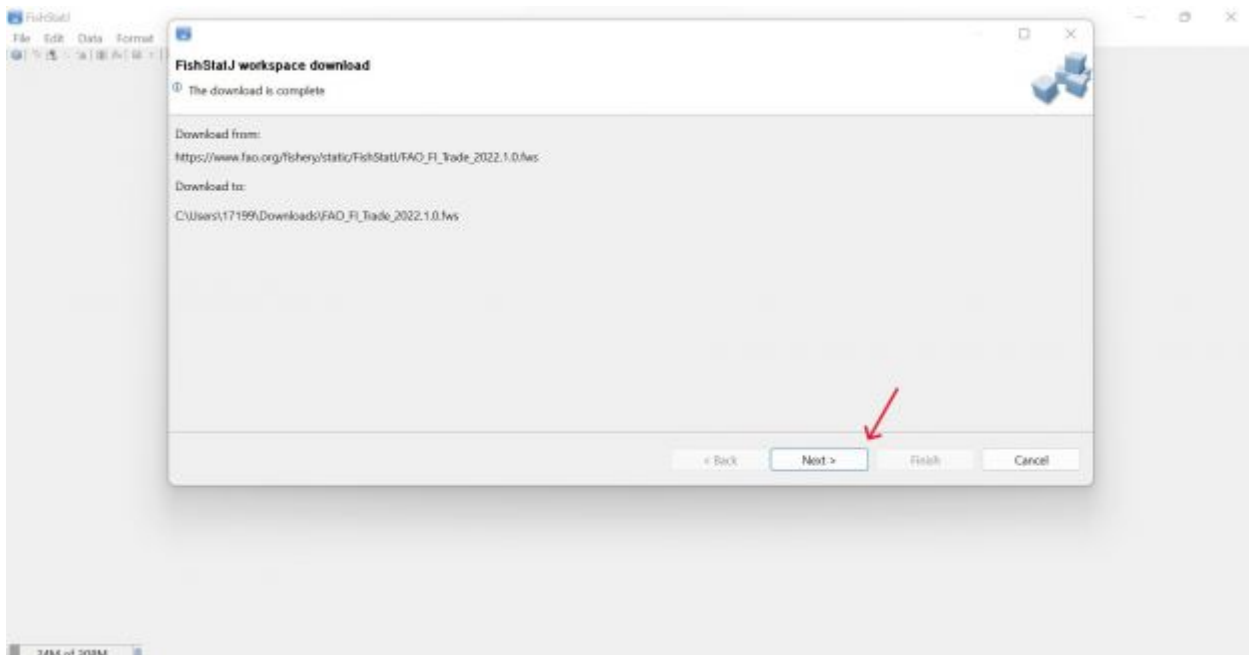
FAO's FishStatJ mainpage

Step 6. Select the desired workspace, then click <Download> on the right side. This example will pull data from <FAO Global Fish Trade Statistics>.

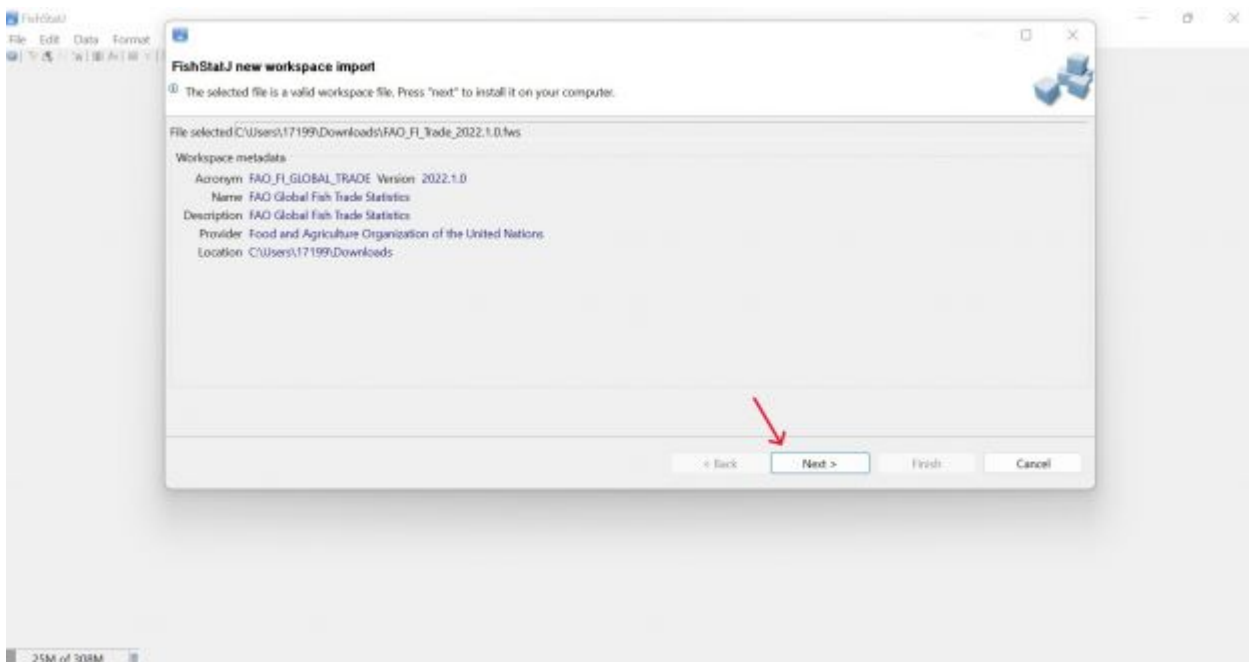


FishStatJ Workspaces Manager pop-up

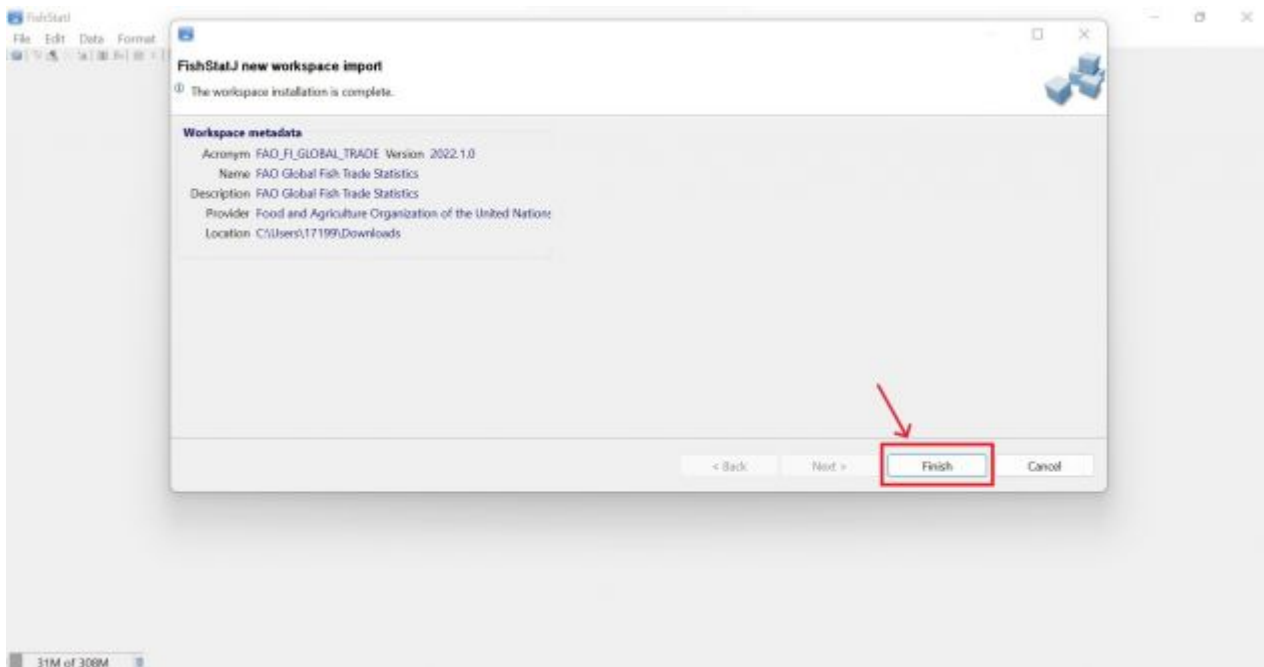
Step 7. The following page will populate. Click <Next> two times, then click <Finish>.



FishStatJ Workspace Download

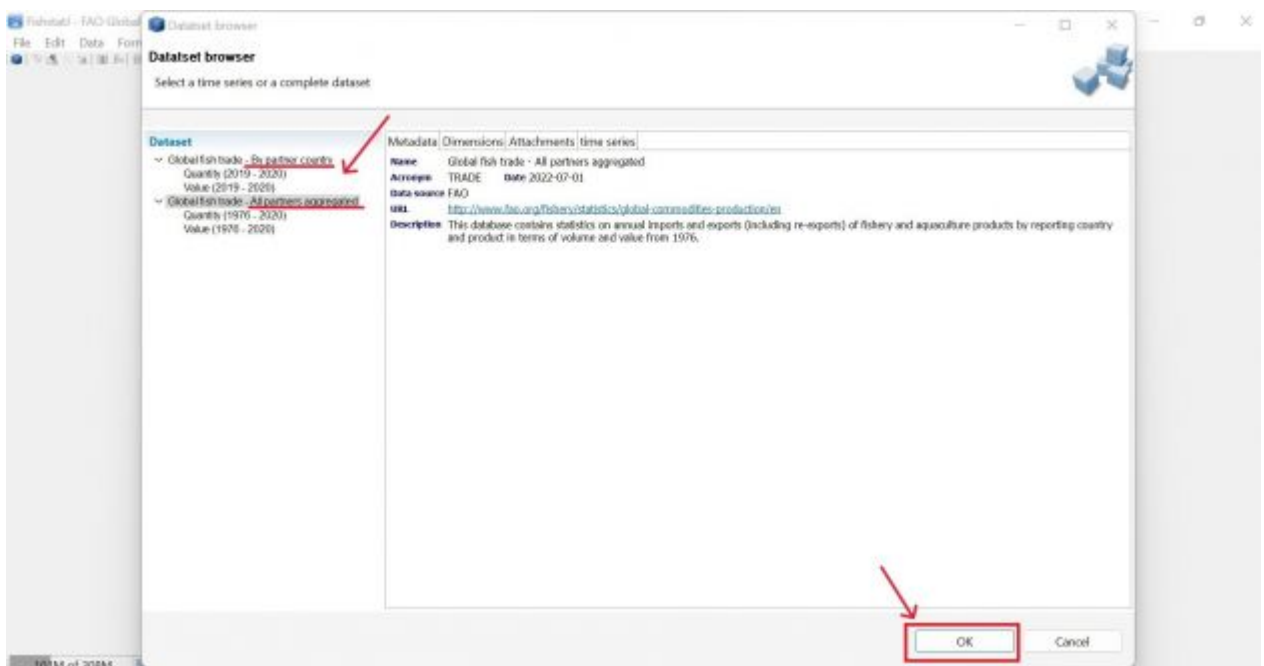


FishStatJ Workspace Import



FishStatJ Workspace Import Finish

Step 8. The <Dataset Browser> page will then pop up. You can select to have the dataset by partner country or all partners aggregated. This example will select <All partners aggregated>. Click <OK> on bottom right of page to open up the dataset.



FishStatJ Dataset Options

Step 9. The following page will populate. There are a variety of functions in FishStatJ that can be used to organize data. Hovering over the various icons above the dataset will give options like <Each dimension can be detailed, group or aggregated>, <Change sort order>, etc. Data can also be organized by hovering over <Data> and then selecting from options like <Filter>, <Aggregate>, <Columns>, <Sort>, <Custom Groups>, etc.

FishStat - FAO Global Fish Trade Statistics

File Edit Data Format View Metadata Help

Global fish trade - All partners aggregated - Quantity (1976 - 2020) Global fish trade - All partners aggregated - Value (1976 - 2020)

Reporting c...	Commodity...	Trade flow...	Unit (Name)	2002	2003	2004	2005	2006	2007	2008	2009	2010	2011	2012	2013	2014	2015	2016	2017	2018	2019	2020
Afghanistan	Agar agar nei	Imports	Value (USD ...																		0.11 E	
Afghanistan	Alaska poll...	Imports	Value (USD ...																		7.91 E	
Afghanistan	Alaska poll...	Imports	Value (USD ...																		5.91 E	
Afghanistan	American/E...	Imports	Value (USD ...																		49.58...	
Afghanistan	Anchovies...	Imports	Value (USD ...																		1.28 E	
Afghanistan	Atlantic ma...	Imports	Value (USD ...																		1.14 E	
Afghanistan	Blue shark ...	Imports	Value (USD ...																		10.28...	
Afghanistan	Carps, eels ...	Exports	Value (USD ...																		0.38 E	
Afghanistan	Carps, eels ...	Imports	Value (USD ...																		2.67 E	
Afghanistan	Carps, fresh...	Imports	Value (USD ...																		22.18...	
Afghanistan	Catfish, fres...	Imports	Value (USD ...																		0.28 E	
Afghanistan	Catfish, froz...	Imports	Value (USD ...																		0.02 E	
Afghanistan	Caviar	Exports	Value (USD ...																		0.69 E	
Afghanistan	Caviar subs...	Imports	Value (USD ...																		6.41 E	
Afghanistan	Clams, cock...	Imports	Value (USD ...																		7.85 E	
Afghanistan	Cod nei, fil...	Imports	Value (USD ...																		27.85...	
Afghanistan	Cods nei, fr...	Imports	Value (USD ...																		0.08 E	
Afghanistan	Cods, not ...	Imports	Value (USD ...																		5.39 E	
Afghanistan	Cold-water ...	Imports	Value (USD ...																		0.76 E	
Afghanistan	Crab meat ...	Imports	Value (USD ...																		27.71...	
Afghanistan	Crabs nei, fr...	Imports	Value (USD ...																		10.22...	
Afghanistan	Crayfish (br...	Imports	Value (USD ...																		4.65 E	
Afghanistan	Crustaceans...	Imports	Value (USD ...																		9.67 E	

Row Details

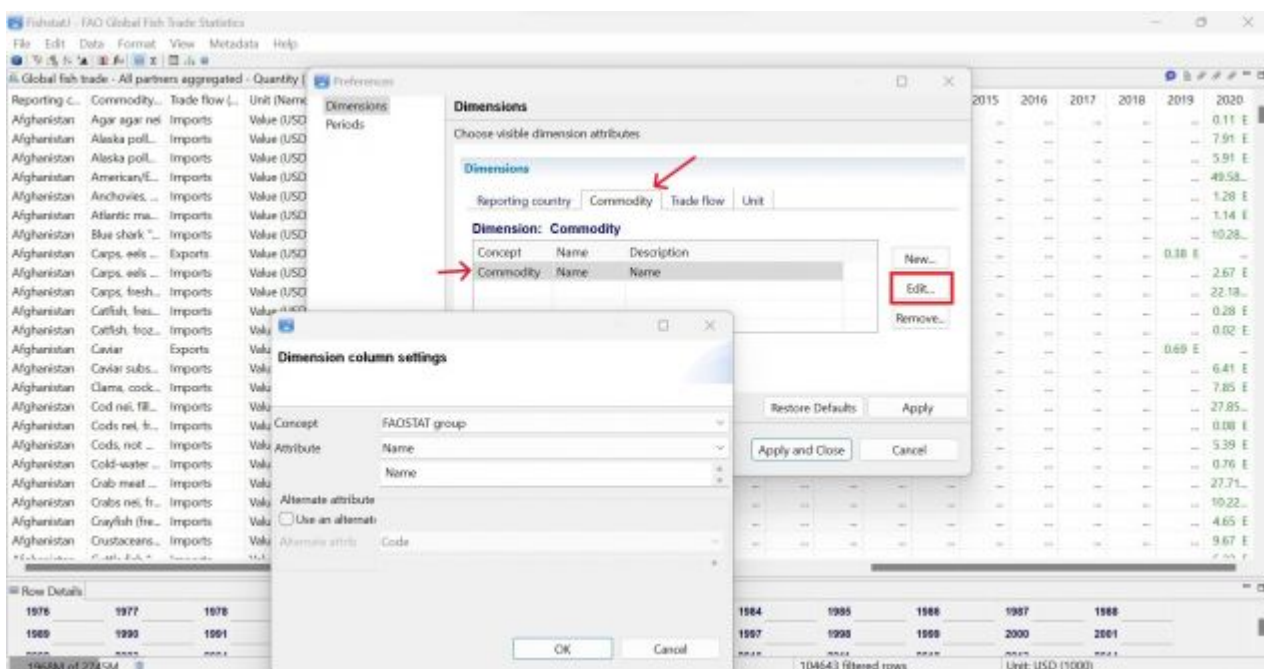
1976 1977 1978 1979 1980 1981 1982 1983 1984 1985 1986 1987 1988

1989 1990 1991 1992 1993 1994 1995 1996 1997 1998 1999 2000 2001

1044M of 3216M 104643 filtered rows Unit: TPW

FishStat Data Organization Options

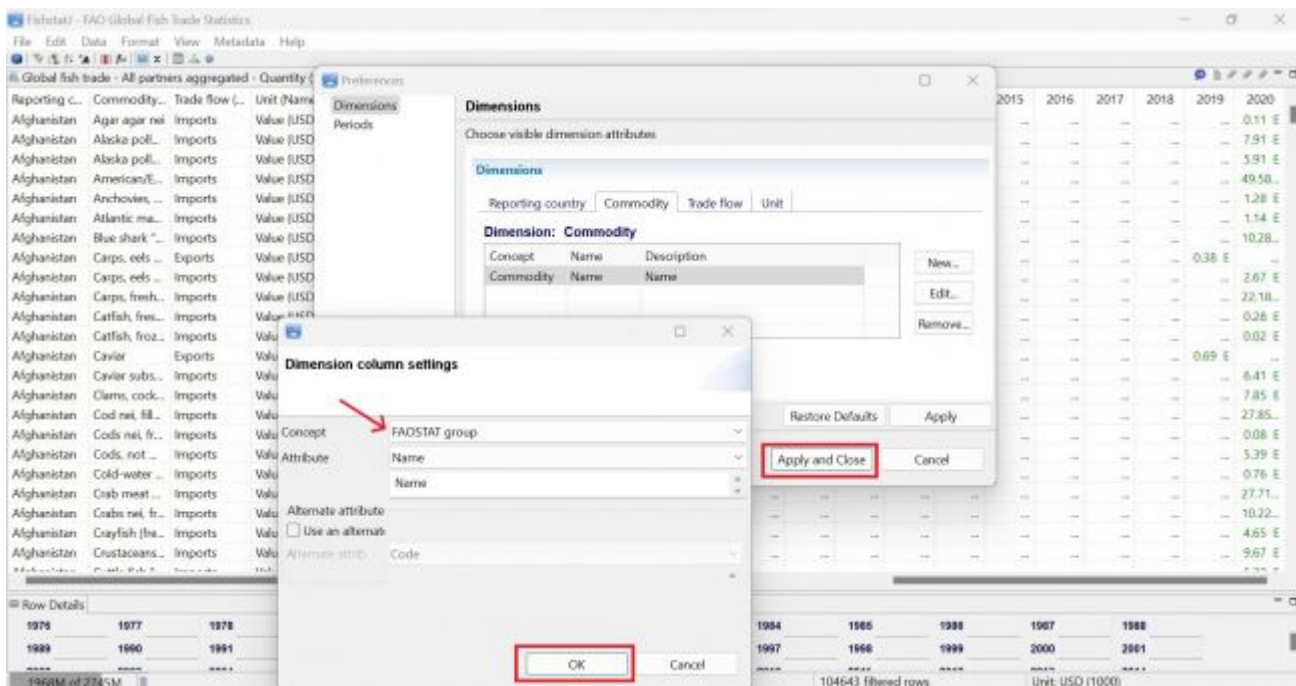
Step 10. To change column dimensions, hover over <Data> then select <Columns>. Select the dimension desired (<Commodity> in this example) and then select the text under <Concept>. Click on <Edit>.



FishStat Column Dimension Options

Step 11. The following window will pop up after clicking <Edit>. To the right of <Concept>, select the desired group from the dropdown menu. This example uses <FAOSTAT group>. Then, click <OK>. Finally, click <Apply and Close>. The dimension in the data should change immediately.

A note on aggregation: Most fish data in IFs is disaggregated into different types of fish based on the FAOSTAT group. However, it is not necessary to use that aggregation group when it concerns fish trade data from FishStatJ.



FishStat Column Dimension Options

Step 12. To export the data, click on <File> in the top left corner, then select <Export Selection (CSV file)...> OR use command Ctrl + S. Name the CSV file then save it into an appropriate place.

NOTE: Null values in FishStatJ will download automatically as 0 in Excel. Make sure to take note of actual zeroes before downloading.

FishStatJ Final Dataset

Step 13. Opening up the CSV file in Excel will formulate the following page. Make sure to save the file as an *.xls or *.xlsx to prevent any possible data loss.

NOTE: For any extra software issues, FishStatJ also has an online manual

File Home Insert Draw Page Layout Formulas Data Review View Automate Help

Calibri 11 A⁺ A⁻

General Conditional Formatting Insert Sum AutoSum Analyze Data Sensitivity

Format as Table Delete Find & Replace

Call Styles Cells Editing Analysis Sensitivity

POSSIBLE DATA LOSS Some features might be lost if you save this workbook in the comma-separated (.csv) format. To preserve these features, save it in an Excel file format. Don't show again Save As...

A1 Reporting country (Name)

	A	B	C	D	E	F	G	H	I	J	K	L	M	N	O	P	Q	R	S
	Reporting	Commodi	Trade flow	Unit (Nam	Unit	[1976]	S	[1977]	S	[1978]	S	[1979]	S	[1980]	S	[1981]	S	[1982]	S
1	Afghanistan	Agar agar	Imports	Value (US\$	USD (1000	0 ...		0 ...		0 ...		0 ...		0 ...		0 ...		0 ...	
2	Afghanistan	Alaska pol	Imports	Value (US\$	USD (1000	0 ...		0 ...		0 ...		0 ...		0 ...		0 ...		0 ...	
3	Afghanistan	Alaska pol	Imports	Value (US\$	USD (1000	0 ...		0 ...		0 ...		0 ...		0 ...		0 ...		0 ...	
4	Afghanistan	American/	Imports	Value (US\$	USD (1000	0 ...		0 ...		0 ...		0 ...		0 ...		0 ...		0 ...	
5	Afghanistan	Anchovies	Imports	Value (US\$	USD (1000	0 ...		0 ...		0 ...		0 ...		0 ...		0 ...		0 ...	
6	Afghanistan	Atlantic m	Imports	Value (US\$	USD (1000	0 ...		0 ...		0 ...		0 ...		0 ...		0 ...		0 ...	
7	Afghanistan	Blue shark	Imports	Value (US\$	USD (1000	0 ...		0 ...		0 ...		0 ...		0 ...		0 ...		0 ...	
8	Afghanistan	Carps, eel	Exports	Value (US\$	USD (1000	0 ...		0 ...		0 ...		0 ...		0 ...		0 ...		0 ...	
9	Afghanistan	Carps, eel	Imports	Value (US\$	USD (1000	0 ...		0 ...		0 ...		0 ...		0 ...		0 ...		0 ...	
10	Afghanistan	Carps, fre	Imports	Value (US\$	USD (1000	0 ...		0 ...		0 ...		0 ...		0 ...		0 ...		0 ...	
11	Afghanistan	Catfish, fr	Imports	Value (US\$	USD (1000	0 ...		0 ...		0 ...		0 ...		0 ...		0 ...		0 ...	
12	Afghanistan	Catfish, fr	Imports	Value (US\$	USD (1000	0 ...		0 ...		0 ...		0 ...		0 ...		0 ...		0 ...	
13	Afghanistan	Caviar Ex	ports	Value (US\$	USD (1000	0 ...		0 ...		0 ...		0 ...		0 ...		0 ...		0 ...	
14	Afghanistan	Caviar sub	Imports	Value (US\$	USD (1000	0 ...		0 ...		0 ...		0 ...		0 ...		0 ...		0 ...	
15	Afghanistan	Clams, coc	Imports	Value (US\$	USD (1000	0 ...		0 ...		0 ...		0 ...		0 ...		0 ...		0 ...	
16	Afghanistan	Cod mel. fi	Imports	Value (US\$	USD (1000	0 ...		0 ...		0 ...		0 ...		0 ...		0 ...		0 ...	
17	Afghanistan	Cod mel. fi	Imports	Value (US\$	USD (1000	0 ...		0 ...		0 ...		0 ...		0 ...		0 ...		0 ...	

FAO fish trade dataset

Ready Accessibility: Unavailable

FishStatJ Excel File

Retrieved from

"https://pardeewiki.du.edu//index.php?title=FishStatJ_Software_for_Fishery_and_Aquaculture_Statistical_Time_Series&oldid=10355"

This page was last edited on 10 March 2023, at 16:49.