

IMFWEO International Monetary Fund World Economic Outlook

The printable version is no longer supported and may have rendering errors. Please update your browser bookmarks and please use the default browser print function instead.

SUMMARY

The IMFWEO (International Monetary Fund World Economic Outlook) Report is a survey conducted by the IMF staff that is published twice a year both in report and database format. The historical data and projections are based on the information gathered by the IMF country desk officers in the context of their missions to IMF member countries and through their ongoing analysis of the evolving situation in each country. Historical data are updated on a bi-annual basis, typically in April and September/October, as more information becomes available. IMF staff estimates serve as proxies for historical series when complete information is unavailable. As a result, WEO data can differ from other sources with official data, including the IMF's International Financial Statistics.

The Data Team uses this dataset for a number of series, including **GDPGrowthRate** and **GDPGrowthRateIMFWEO2011**.

To pull IMFWEO for uploading into IFs, please follow the instructions below.

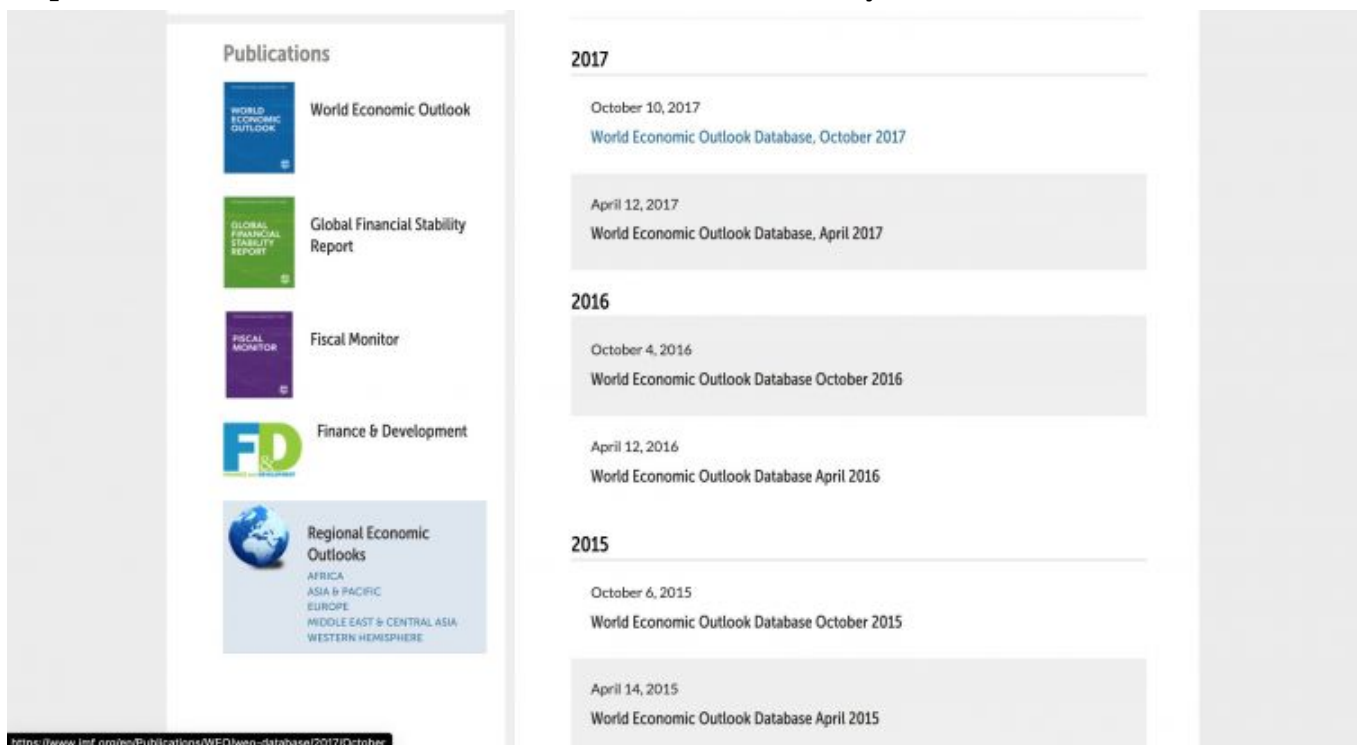
STEPS TO PULL DATA FROM IMFWEO

Step 1: To pull WEO data, first navigate to the WEO Databases page



IMFWEO Home Page

Step 2: Scroll down and click the Database with the month and year desired (ex. October 2016)



IMFWEO Database Selection Screen

You will be navigated to this page:



WEO Update, January 2018

For the latest GDP data for the following countries please check the "Projected % Change" on the individual country pages, in the **At A Glance** section:

BRAZIL
CANADA

GERMANY
INDIA

MEXICO
NIGERIA

SOUTH AFRICA
SPAIN

Report Main Page

Step 3: Scroll down to the heading titled Download WEO Data and click By Countries for country-level data



Report Data Type Selection

You will be navigated to this page:

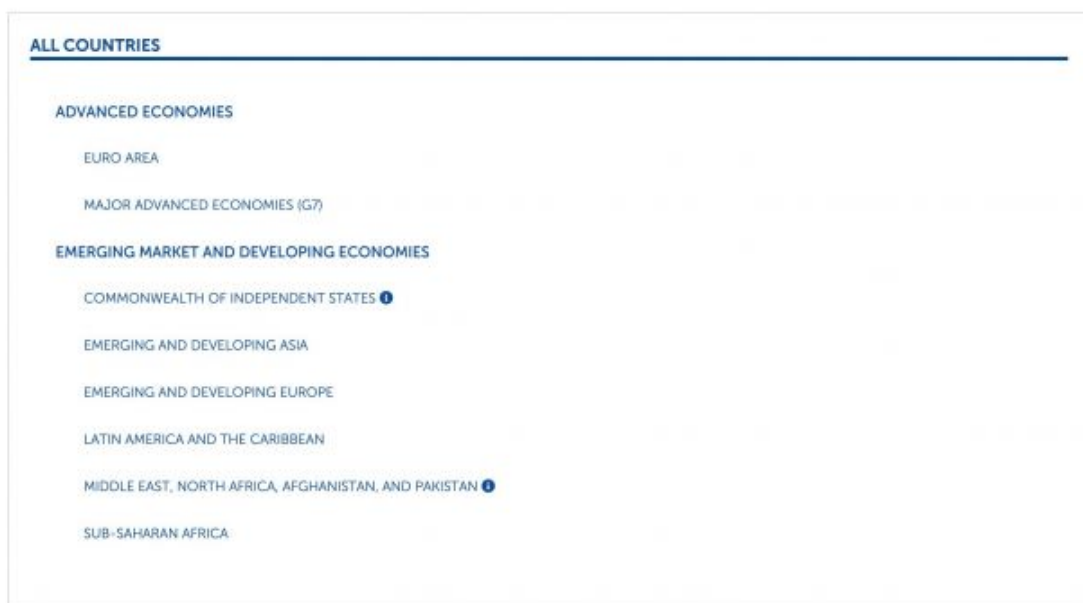


Select Country Group



Country Group Selection

Step 4: Scroll down and click All Countries



Help

Country Group Selection

You will be navigated to this page:

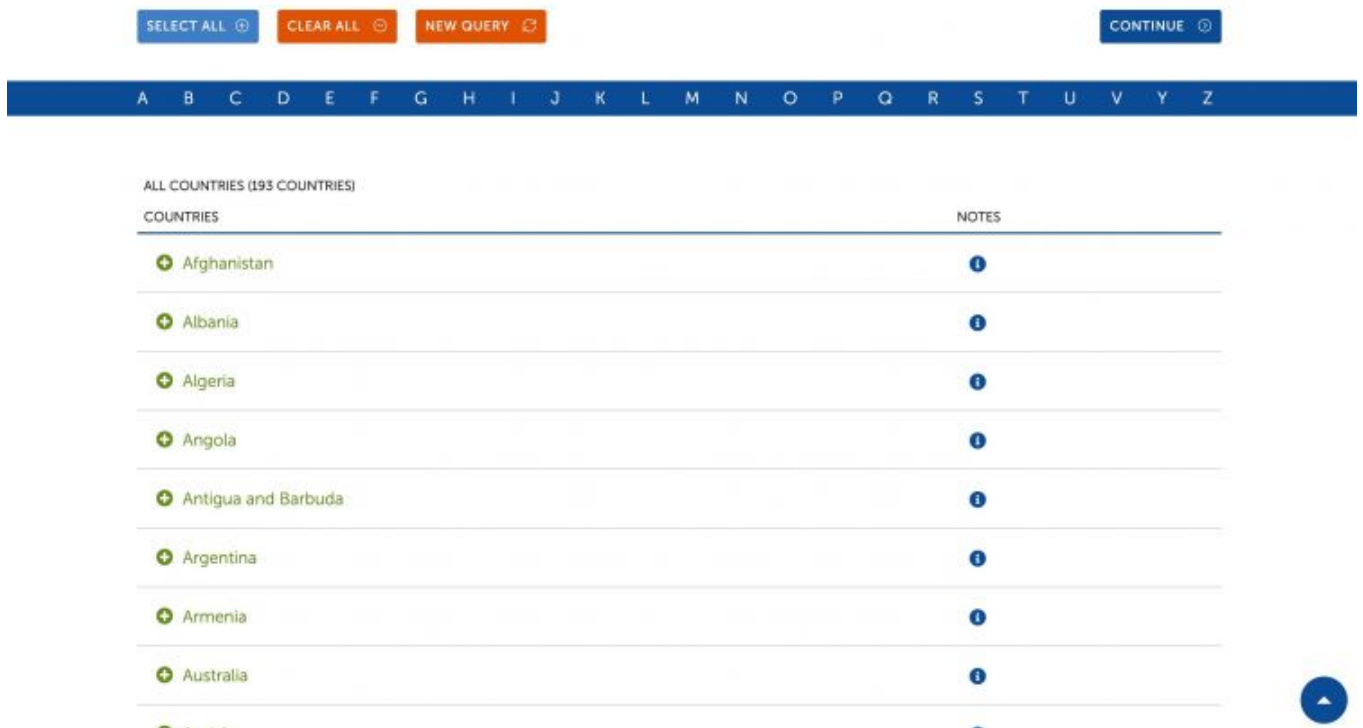


Select Countries



Country Selection Page

Step 5: Scroll down to select countries. You can either pre-select all countries in the IFs Country Concordance or click Select All and remove non-IFs countries later, then click Continue



Country Selection Page

You will be navigated to this page:



Select Subjects

<https://www.imf.org/en/Home>



Subject Selection Page

Step 6: Scroll down to view available subjects and select the subject in the units desired (ex. Gross domestic product, constant prices in percent change)

SELECT ALL		CLEAR ALL	NEW QUERY	CONTINUE
NATIONAL ACCOUNTS			AVAILABILITY	
	Gross domestic product, constant prices	NATIONAL CURRENCY	[193/193]	
	Gross domestic product, constant prices	PERCENT CHANGE	[193/193]	
	Gross domestic product, current prices	NATIONAL CURRENCY	[193/193]	
	Gross domestic product, current prices	U.S. DOLLARS	[193/193]	
	Gross domestic product, current prices	PURCHASING POWER PARITY; INTERNATIONAL DOLLARS	[193/193]	
	Gross domestic product, deflator	INDEX	[193/193]	

Subject Selection Page

Once a subject is selected, the page will look like this:

Step 7: Use the dropdowns to select the desired data range (ex. 1980-2022) and adjust any advanced options as needed (ex. if ISO Country Codes will be used for Concordance)

NEW QUERY

PREPARE REPORT

DATE RANGE

Start Year: 1980

End Year: 2022

ADVANCED SETTINGS (OPTIONAL)

NOTES

Append Subject Notes

Append Series-Specific Notes

FIELDS TO SHOW ON REPORT

For Country

WEO Country Code

ISO Alpha-3 Code

For Subject

Subject Descriptor

WEO Subject Code

Data Range & Advanced Options Selection Page

After you've selected your data range and adjusted advanced options, click Prepare Report and you will be navigated to this page:

WORLD ECONOMIC AND FINANCIAL SURVEYS

World Economic Outlook Database

DISCLAIMER >

1 2 3 4 5

NEW QUERY

Report for Selected Countries and Subjects: October 2017

You will find notes on the data and options to download the table below your results. The downloads are presented in Tab Delimited Values format which is compatible with most statistical packages and Excel. Shaded blue cells indicate IMF staff estimates. Please scroll through table to see full content.

DOWNLOAD REPORT

Report Download Page

Step 8: Click Download Report to begin downloading the data, which will download in an .xls format

Retrieved from

"https://pardeewiki.du.edu//index.php?title=IMFWEO_International_Monetary_Fund_World_Economic_Outlook&ol

did=10019"

This page was last edited on 24 January 2023, at 20:53.