

Version 7.84 (May 3rd, 2022)

The printable version is no longer supported and may have rendering errors. Please update your browser bookmarks and please use the default browser print function instead.

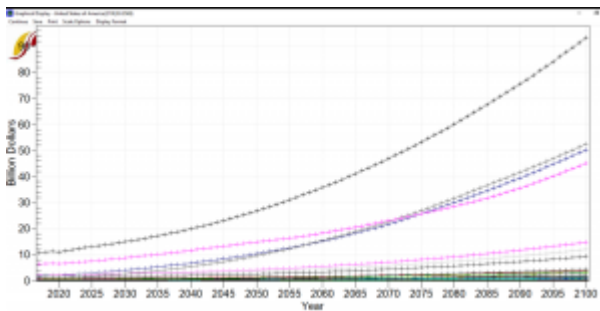
[PREVIOUS VERSION](#) | [INDEX PAGE](#) | [NEXT VERSION](#)

You can download IFs Version 7.84 at 7.84 VB6 version and 7.84 NET version.

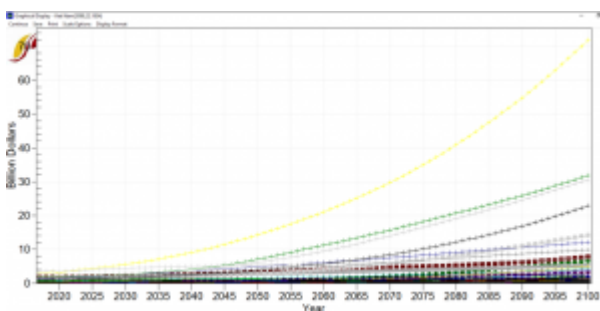
Interface Updates

Model Updates

- Added ability to include GINIDOM as exogenous variable.
- Added Arms Exports and Imports (monadic).
- Exports shown below with the US at the top, followed by Israel, China and Russia:



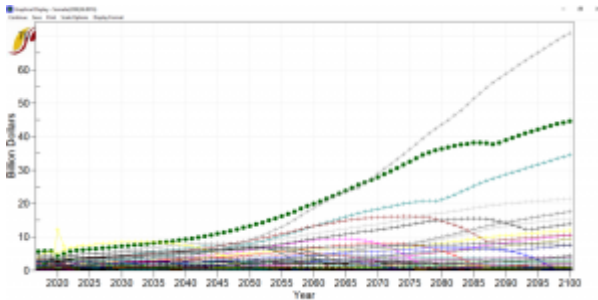
Imports shown below with India at the top, followed by Egypt, Iraq and Viet Nam:



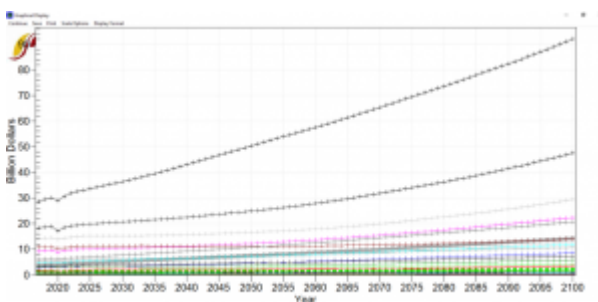
- Added logic to use new monadic Arms Trade to constrain bilateral arms trade.
- Added switch `climeconimpperctrysw` to use country specific temperature in the climate impact to the economy, instead of using global temperature change.
- Added `enpadd` parameter.
- Added code to force ENP and ENX to 0 for any country using `ennoprods`, set to 1 for the given country to adapt forecast for ENP and ENX to 0 situation. You can set up the initialization to 0 for a single country by going to `ifs.mdb`, table

EnergyNoProductionCountries. For now it only allows 1 country.

- Added logic for new variables AIDRECEPT, AIDDONATE. Normalize bilateral AID to monadic AID. New bilateral AID forecast
- AIDRECEPT for all countries in the base case below, Somalia at the top in 2100:



- AIDDONATE for all countries in the base case below, US at the top:



- Added code to test including AoM as driver of TFR, only in Development version, no parameters yet.
- Changed Influence Logic, added parameters dyadmilmstockadd, xdyadaidadd.
- Changes in new Education initialization, including use of sprague multipliers for spreading 5-year age-group cohort (}) to single year age years_group. ~~Changes to new Education Forecast for Guinea Bissau project.~~
- Grade-specific enrollment data for lower secondary and primary added for Guinea Bissau. New multipliers (edprienrm, edseclowrenrm, edsecupprenrm) added to simulate shock and rebound in enrollment. These parameters need to be used in conjunction with the intake/transition and survival/graduation flow parameters to induce a rapid decline and rebound in enrollment, for example, the ones that occurred during the pandemic. The grade-specific enrollment and dropout-rates for primary and lower secondary also have new scenario parameters attached to them (edprienrgrdm, edpridrgrdm etc. This last set of new parameters, I.e., the grade-specific ones are not well vetted yet. These are not merely placeholders, I.e., there is code attached to them. However, they need to be tested for all possible scenarios.

Data Updates

IFsHistSeries & Data Dict:

- 171 Tables inserted & updated:
 - 5 updated tables, AoM values fixed

- 2 new tables, monadic arms trade
 - 1 preprocessor updated, CDIAC emission
 - 7 preprocessors updated, governance related indicators
 - 3 new tables, potentially preprocessors, HH consumption from WDI
 - 48 water/sanitation tables, new & old ladders
 - 2 preprocessors, monadic embassy (data restructured)
 - 30 new tables, service trade break down
 - 3 preprocessors, pension + social protection from IMF GFS
 - 66 tables from WDI (mostly preprocessors)
 - 4 tables GDP2011/GDP2017/GDP2011PCPPP/GDP2017PCPPP

 - 2 DataDict changes:
 - SeriesXDebt is not a preprocessor anymore, and data is now read in by SeriesXDebt%GDP
 - 84 records for SeriesEd Drp & Enr have been fulfilled.

 - Notes:
 - Changes made are based on "IFsHistSeries 7.83 20220318".
-

Retrieved from "[https://pardeewiki.du.edu//index.php?title=Version_7.84_\(May_3rd,_2022\)&oldid=11909](https://pardeewiki.du.edu//index.php?title=Version_7.84_(May_3rd,_2022)&oldid=11909)"

This page was last edited on 9 November 2024, at 21:45.