

# World Population Prospects (WPP)

The printable version is no longer supported and may have rendering errors. Please update your browser bookmarks and please use the default browser print function instead.

## United Nations Population Division: World Population Prospects (The 2002 Revision Population Database)

The 2002 Revision Population Database, annually published by the United Nations Population Division of the Department of Economic and Social Affairs of the United Nations Secretariat, is a comprehensive data source for world population and official estimation of world population and projections. The 2002 Revision is the eighteenth round of global demographic estimates and projections undertaken by the Population Division since 1950. The database provides major demographic indicators like birth rate, death rate, mortality rate, fertility rate etc. for each member country of United Nations for 1950-2050 by age and sex of the population. This database provides demographic distribution for 20 age-cohorts by sex. In all datasets, figures for 1950-2000 are estimates and those for 2000-2050 are projections. In case of projection, the database has been organized in four sets of variants: low, medium, high, and constant. Thomas Buettner of the Population Division was kind enough to provide data from the 2002 revision to the IFs project.

### DataDict 720

Table	Group	Definition	Source	Last IFs Update	UsedInPreprocessor	Years
SeriesForecastPopConstantFemaleUNPD	Population	Constant-fertility variant female population by country, annually for 2010-2100 (millions)	United Nations, Department of Economic and Social Affairs, Population Division (2011). World Population Prospects: The 2010 Revision, CD-ROM Edition.	10/2012	No	

SeriesForecastPopConstantMaleUNPD	Population	Constant-fertility variant male population by country, annually for 2010-2100 (millions)	United Nations, Department of Economic and Social Affairs, Population Division (2011). World Population Prospects: The 2010 Revision, CD-ROM Edition.	10/2012	No	
SeriesForecastPopConstantTotalUNPD	Population	Constant-fertility variant total population (both sexes combined) by country, annually for 2010-2100 (millions)	United Nations, Department of Economic and Social Affairs, Population Division (2011). World Population Prospects: The 2010 Revision, CD-ROM Edition.	10/2012	No	
SeriesForecastPopHighFemaleUNPD	Population	High-fertility variant female population by country, annually for 2010-2100 (millions)	United Nations, Department of Economic and Social Affairs, Population Division (2011). World Population Prospects: The 2010 Revision, CD-ROM Edition.	2012/10	No	
SeriesForecastPopHighMaleUNPD	Population	High-fertility variant male population by country, annually for 2010-2100 (millions)	United Nations, Department of Economic and Social Affairs, Population Division (2011). World Population Prospects: The 2010 Revision, CD-ROM Edition.	2012/10	No	

SeriesForecastPopHighTotalUNPD	Population	High-fertility variant total population (both sexes combined) by country, annually for 2010-2100 (millions)	United Nations, Department of Economic and Social Affairs, Population Division (2011). World Population Prospects: The 2010 Revision, CD-ROM Edition.	2012/10	No	
SeriesForecastPopLowFemaleUNPD	Population	Low-fertility variant female population by country, annually for 2010-2100 (millions)	United Nations, Department of Economic and Social Affairs, Population Division (2011). World Population Prospects: The 2010 Revision, CD-ROM Edition.	2012/10	No	
SeriesForecastPopLowMaleUNPD	Population	Low-fertility variant male population by country, annually for 2010-2100 (millions)	United Nations, Department of Economic and Social Affairs, Population Division (2011). World Population Prospects: The 2010 Revision, CD-ROM Edition.	2012/10	No	
SeriesForecastPopLowTotalUNPD	Population	Low-fertility variant total population (both sexes combined) by country, annually for 2010-2100 (millions)	United Nations, Department of Economic and Social Affairs, Population Division (2011). World Population Prospects: The 2010 Revision, CD-ROM Edition.	2012/10	No	

SeriesForecastPopMediumFemaleUNPD	Population	Medium-fertility variant female population by country, annually for 2010-2100 (millions)	United Nations, Department of Economic and Social Affairs, Population Division (2011). World Population Prospects: The 2010 Revision, CD-ROM Edition.	10/2012	No	
SeriesForecastPopMediumMaleUNPD	Population	Medium-fertility variant male population by country, annually for 2010-2100 (millions)	United Nations, Department of Economic and Social Affairs, Population Division (2011). World Population Prospects: The 2010 Revision, CD-ROM Edition.	10/2012	No	
SeriesForecastPopMediumTotalUNPD	Population	Medium-fertility variant total population (both sexes combined) by country, annually for 2010-2100 (millions)	United Nations, Department of Economic and Social Affairs, Population Division (2011). World Population Prospects: The 2010 Revision, CD-ROM Edition.	10/2012	No	
SeriesForecastPopUrbanUNPD	Population	Urban Population by Country, 1950-2050	United Nations, Department of Economic and Social Affairs, Population Division (2012). World Urbanization Prospects: The 2011 Revision, CD-ROM Edition.	10/2012	No	

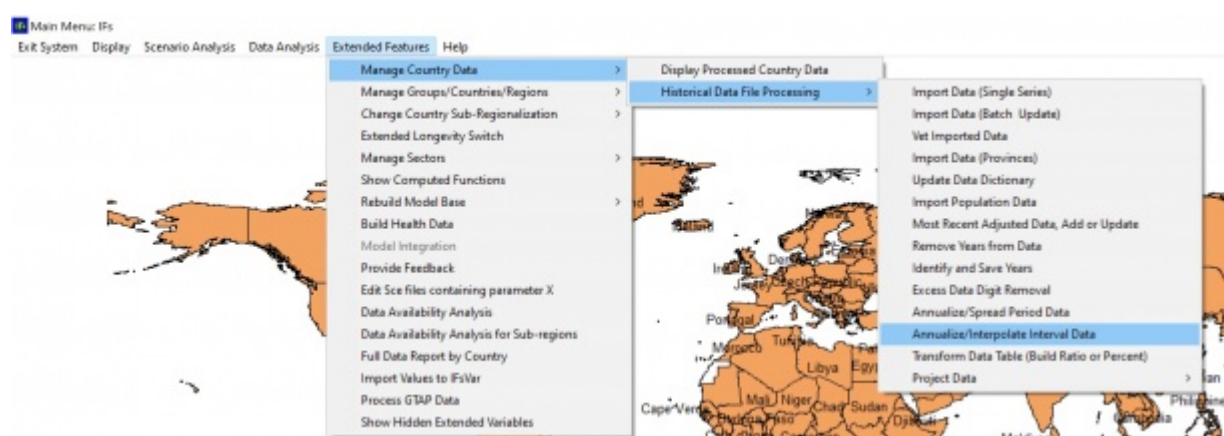
# Instructions on Annualizing WPP Population Data

Several of the WPP Population series are given in averages or sums every 5 years.

To provide values for the missing years, IFs has a built in “Annualize” feature under Extended Features>Manage Country Data>Historical Data File Processing.


There are two different functions:

1. Annualize/Spread Period Data (Use this if the raw data values represent the sum of data for all years contained in the interval. The data will then be spread across the 5 years.)
2. Annualize/Interpolate Interval Data (Use this if the raw data values represent the data for only one given year. In this case the missing years will be interpolated across the missing years.)



In order use the Annualize functions in IFs, complete the following steps:

1. Format raw data in excel
2. Import Excel Data to an access file using IFs>Extended Features>Historical Data File Processing>Import Data

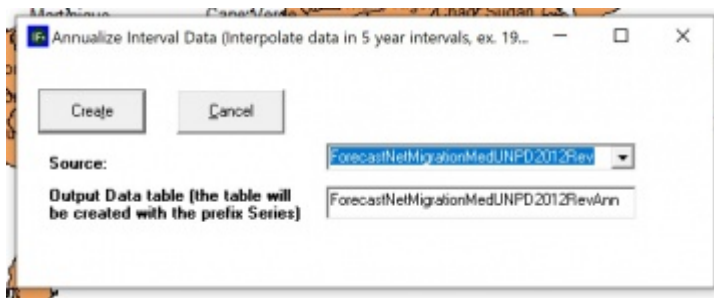


3. Copy Series Table from access file Local Disk (C:)>Users>Public>IFs>DATA>IFsDataImport and paste in Local Disk (C:)>Users>Public>IFs>DATA>IFsHistSeries
4. Copy the corresponding row from the DataDict Table in access file “Local Disk

(C:)>Users>Public>IFs>DATA>IFsDataImport” and paste in “Local Disk (C:)>Users>Public>IFs>DATA>DataDict”

5. Annualize data in IFs: Extended Features>Manage Country Data>Historical Data File Processing>Annualize/Interpolate Data OR Annualize/Spread Data

- a. Select source name that matches the table you pasted in IFsHistSeries
  - b. Use a unique name for the Output Data table so you can differentiate the annualized version
- note that the Source series must be included in both IFsHistSeries and DataDict tables, otherwise it will not show up as an option for annualizing



6. Compile all annualized tables in a new access file, include data dict table, and be sure series names match

---

Retrieved from "[https://pardeewiki.du.edu//index.php?title=World\\_Population\\_Prospects\\_\(WPP\)&oldid=10257](https://pardeewiki.du.edu//index.php?title=World_Population_Prospects_(WPP)&oldid=10257)"

---

This page was last edited on 17 February 2023, at 01:11.